

BAJAJ
pulsar DTS-i
220
UG, BS IV



BAJAJ
pulsar DTS-i
220
UG, BS IV

Bajaj Auto Limited
Akurdi, Pune - 411 035, India.
Tel : +91 20 27472851
Fax : +91 20 27407385
Toll Free : 1800 233 2453
Website : www.bajajauto.com
CIN L65993PN2007PLC130076

Spare Parts Catalogue



Notice

BAJAJ
pulsar *ATS-i* 220 UG, BS IV

All information contained in this manual is based on the latest product information at the time of publication. Bajaj Auto Limited accepts no liability for any inaccuracies or omissions in this publication, although every possible care has been taken to make it as complete and accurate as possible. All procedures and specifications subject to change without prior notice. The right is reserved to make such changes at any time without prior notice and without incurring an obligation to make such changes to product manufactured previously. Contact your authorized Bajaj Dealer for the latest information on product improvements incorporated after this manual was issued.

DOC. NO. : 71112584

REV. 15 NOV., 18

Copy rights : All rights reserved. No part of this publicatin may be reproduced, stored in a retrival system, Or transmitted in any form or by any means, electronic mechanical photocopying, recording or otherwise, without the prior written permission of Bajaj Auto LTD.

We have pleasure in presenting the Spare Parts Catalogue for 'Pulsar 220 UG + BS IV' Motorcycle. This catalogue has been specially designed to assist you in selecting the correct parts for procurement to maintain 100% availability.

The Bajaj spares are subjected to the stringent quality control standards to ensure longer life of the vehicle. It is therefore necessary that only the Genuine Bajaj Spares are used.

In a continual effort to improve Performance and Efficiency of the vehicles, Specifications, Diagrams, Illustrations and Part Numbers can change without notice. Consequently, the description in this Spare Parts Catalogue cannot therefore be final and binding on us.

The modifications / alterations which are carried out after the issue of this catalogue, will be conveyed to you through our Service Circulars. You are requested to make necessary corrections in the Parts Catalogue as per the circulars so as to keep your catalogue up-to-date. This will ensure the appropriate and speedy delivery of the Spare Parts as the order placed will bear the latest part numbers.

In case, if you need any technical assistance contact the concerned Regional Office or write to us on the following address :

Bajaj Auto Limited
Service Department
Akurdi, Pune 411 035 India

1. How to Read the Catalogue : Open the catalogue and from the pictorial index locate the group in which the part you want to find is present. Turn over to the concerned page number (as given by pictorial index). Now find out the figure of the part you wish to order. Write down the part number against that particular figure number from the text.

In case, if you have the part number and you need the other details, the part index can be used. The part index (at the end of the catalogue) will give you the figure and page number of the part you wish to order.

2. How to Order Spare Parts : The part number and the description of the part required should be invariably mentioned in the order as per the catalogue text.

The latest part number as conveyed through our service circulars should only appear on the order. In case of ordering painted components, colour shade of the components should be mentioned.

The quantity shown against the part number is the quantity per vehicle for that group so that particular quantity should be multiplied by the number of sets required.

3. Part Number System : We have used 8 digit system for part numbers. The model or hardware item is indicated by first two digits or alphanumeric, the next two or four digits indicate main group and the last four or two digits indicate serial number in main group or serial number or subgroup of fastener respectively. Thus the part numbers will be indicated by 2-2-4 or 2-4-2 digit system. Understanding this system will enable you to identify the spare parts easily.

4. Abbreviations : The following abbreviations are used in this catalogue.

Assembly	Assembly	V	Volts
N.I.	Not illustrated	W	Watts
C'case	Crankcase	Accl.	Accelerator
Cyl	Cylinder	Comp.	Complete
O/s	Over size	Fr.	Front
Rr.	Rear	Std.	Standard
L	Length	A/t.	Alternate
R.H.	Right hand	L.H.	Left hand
Hex.	Hexagonal	AR	As required

Index

Plate No.	Description	Page No.
1	Cover Cylinder Head	2
2	SAI System	4
3	Cylinder Head	6
4	Valve	8
5	Camshaft & Tensioner	10
6	Cylinder & Piston	12
7	Crankshaft	14
8	Transmission	16
9	Balancer & Balancer Idler Gear	18
10	Change Drum & Shaft Fork	20
11	Gear Change Mechanism	22
12	Engine Assembly & Crankcase RH	24
13	Crankcase LH	26
14	Cover RH	28
15	Cover Magneto	30
16	Clutch Assembly	32
17	Oil Pump	34
18	Oil Cooler Assembly	36
19	Carburetor Assembly	38
20	Silencer Assembly & Belly Pan	40
21	Air Cleaner Comp.	42
22	EVAP Mechanism	44
23	Magneto, CDI & H. T. Coil	46
24	Starter Assembly	48
25	Frame & Frame fittings	50
26	Engine Mountings	52
27	Swing Arm / Rear Shock Absorber	54
28	Rider & Pillion Foot rest	56
29	Mudguard Front & Rear	58
30	Center & Side Stand Assembly	60
31	Tyre / Tube / Rim	62

Index

Plate No.	Description	Page No.
32	Front Wheel Assembly	64
33	Front Master Cylinder Assembly	66
34	Front Disc Brake	68
35	Rear Wheel Assembly	70
36	Rear Disc Brake	72
37	Rear Disc Brake - Master Cylinder & Caliper	74
38	Rear Brake Pedal	76
39	Handle Bar Assembly	78
40	Front Fork Assembly	80
41	Fittings Petrol Tank Spoiler, Side Cover & Cover Seat	82
42	Cap Tank & Gauge Fuel	84
43	Seat Assembly & Seat Lock	86
44	Speedometer Assembly	88
45	Cables	90
46	Chain Case	92
47	Head Lamp Assembly	94
48	Indicator Light Assembly	96
49	Fairing & Mounting	98
50	Tail Lamp Assembly & Front / Rear Number Plate	100
51	Electrical Equipments	102
52	Leg Guards, Saree Guard & Grab Handle	104
53	Tool Kit	106
54	Painted Parts & Decals	108 - 110
55	Painted Parts & Decals - Cocktail Wine Red & Saffire Blue	112 - 114
56	Painted Parts & Decals - Dec. 2017	116
57	Painted Parts & Decals - Nov. 2018	118 - 120
58	Consumable Parts	122 - 124
	Kits List	126 - 132
	Amendment Sheet (Parts Added)	133
	Amendment Sheet (Parts Deleted)	134
	Part Index	135 - 150

Pictorial Index

PLATE NO. : 1
COVER CYLINDER HEAD

PAGE NO.
1

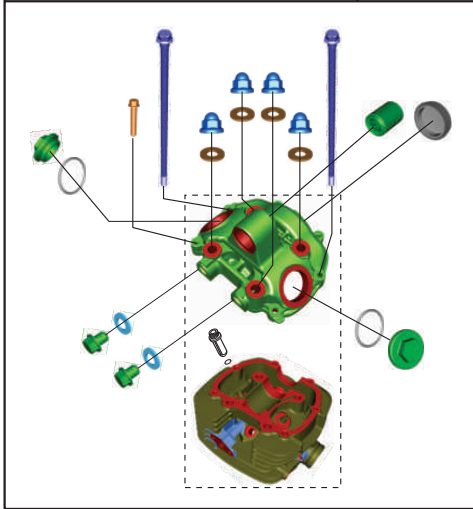


PLATE NO. : 2
SAI SYSTEM

PAGE NO.
3

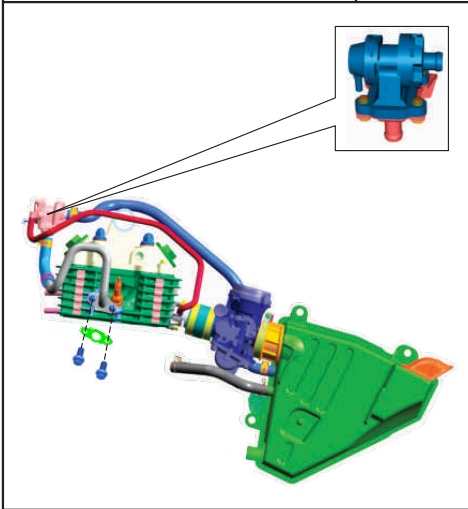


PLATE NO. : 3
CYLINDER HEAD

PAGE NO.
5

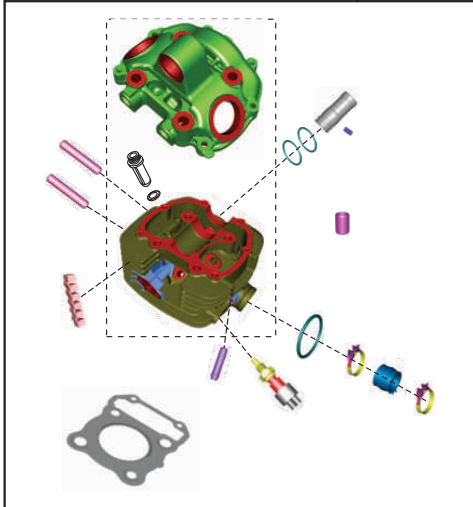
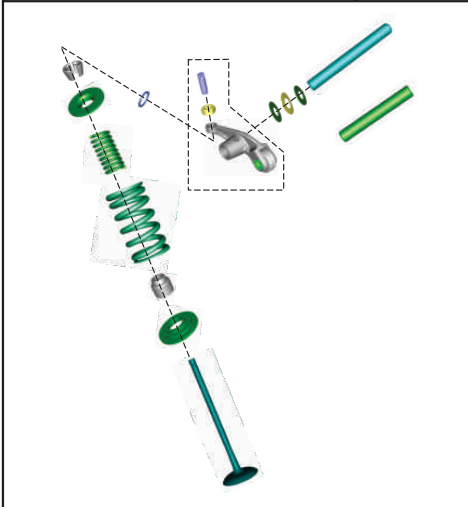


PLATE NO. : 4
VALVE

PAGE NO.
7



Pictorial Index

PLATE NO. : 5
CAMSHAFT TENSIONER

PAGE NO.
9

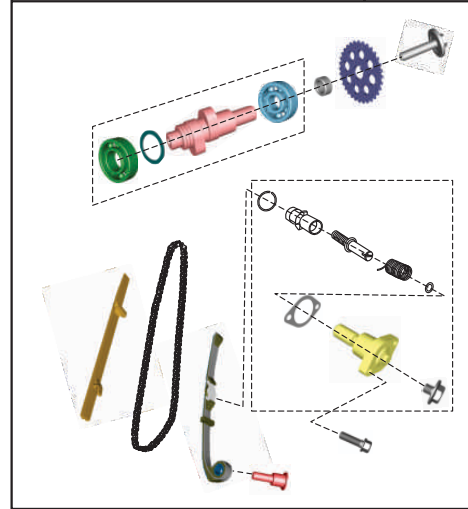


PLATE NO. : 6
CYLINDER & PISTON

PAGE NO.
11

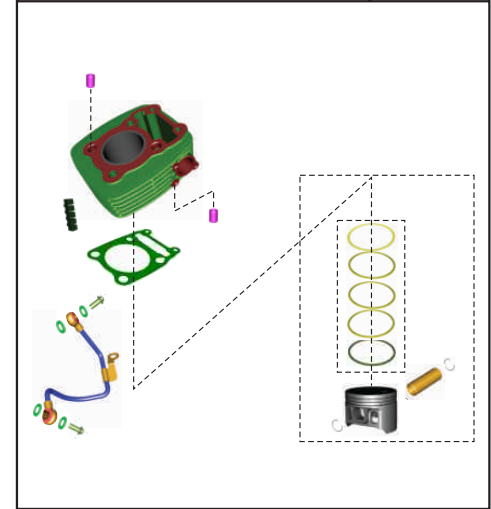


PLATE NO. : 7
CRANKSHAFT

PAGE NO.
13

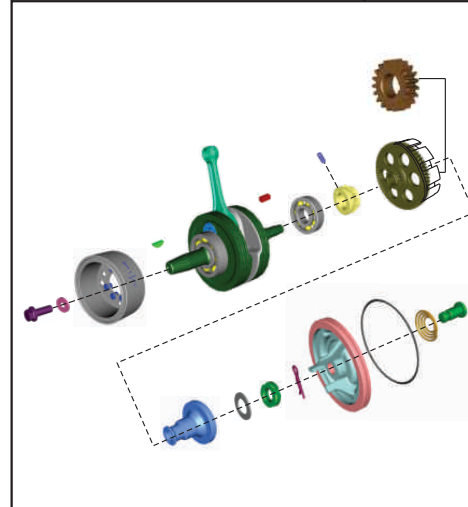
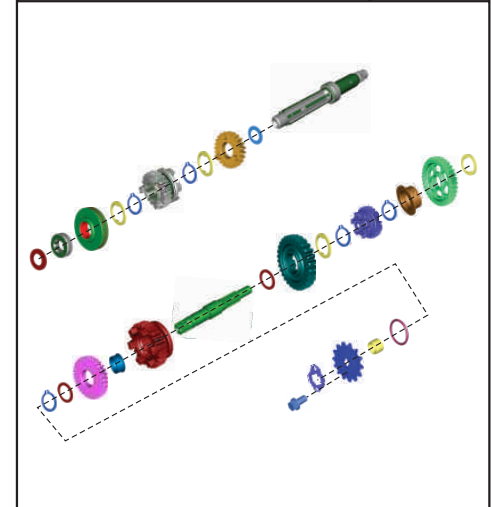


PLATE NO. : 8
TRANSMISSION

PAGE NO.
15



Pictorial Index

PLATE NO. : 9
BALANCER & BALANCER IDLER GEAR

PAGE NO.
17

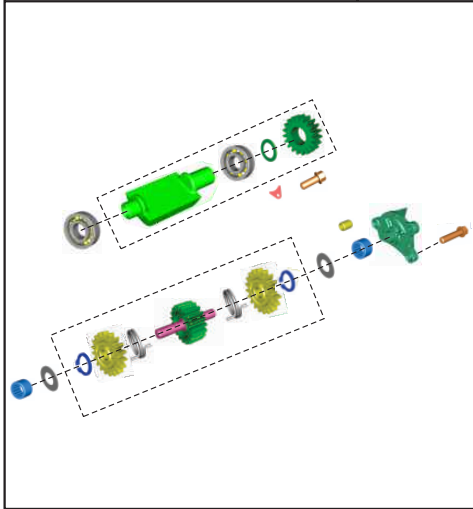


PLATE NO. : 10
CHANGE DRUM & SHAFT FORK

PAGE NO.
19

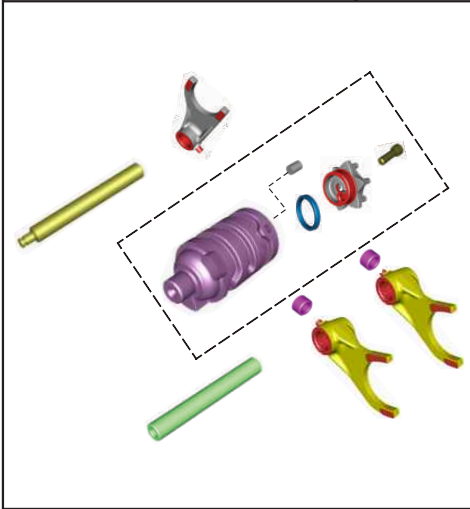


PLATE NO. : 11
GEAR CHANGE MECANISM

PAGE NO.
21

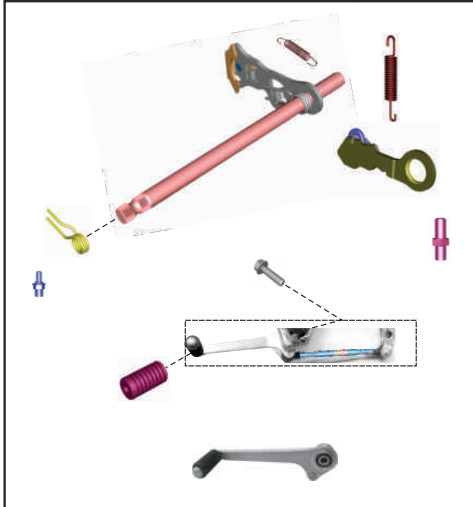
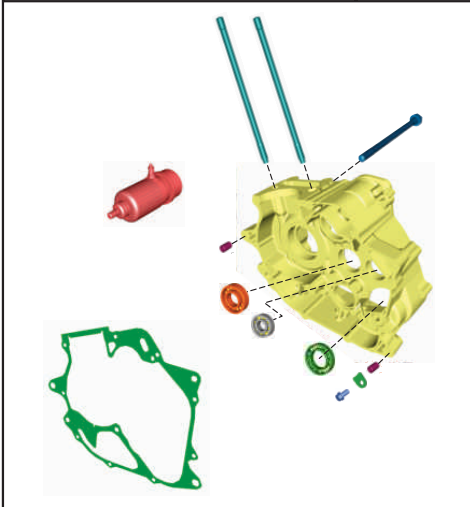


PLATE NO. : 12
ENGINE ASSEMBLY & CRANKCASE RH

PAGE NO.
23



Pictorial Index

PLATE NO. : 13
CRANKCASE LH

PAGE NO.
25

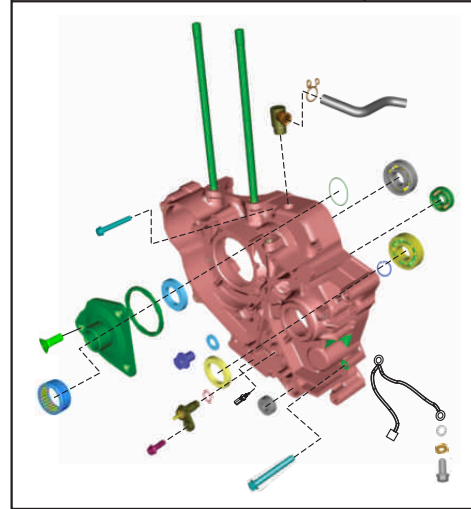


PLATE NO. : 14
COVER RH

PAGE NO.
27

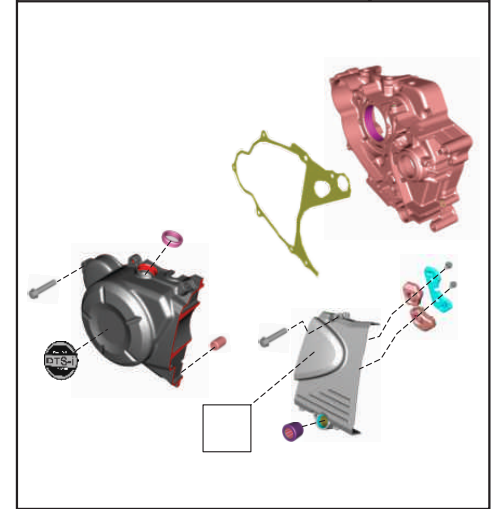


PLATE NO. : 15
COVER MAGNETO

PAGE NO.
29

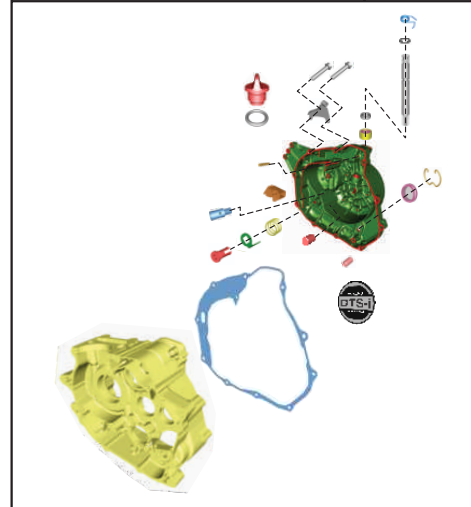
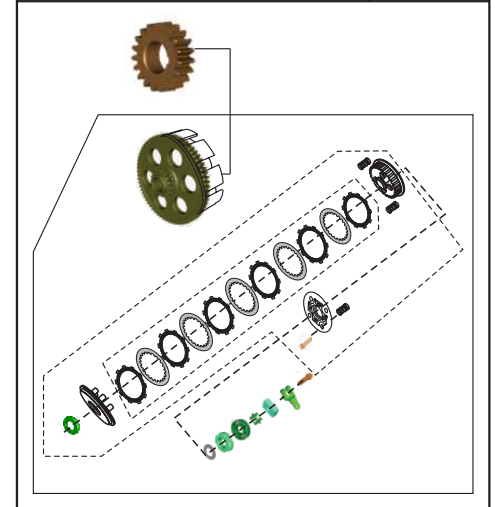


PLATE NO. : 16
CLUTCH ASSEMBLY

PAGE NO.
31



Pictorial Index

PLATE NO. : 17
OIL PUMP ASSEMBLY

PAGE NO.
33

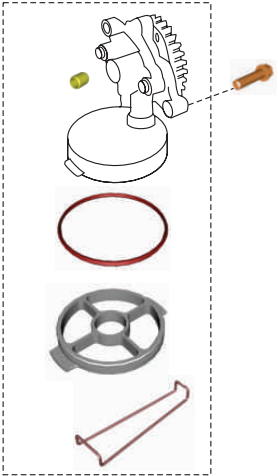


PLATE NO. : 18
OIL COOLER ASSEMBLY

PAGE NO.
35

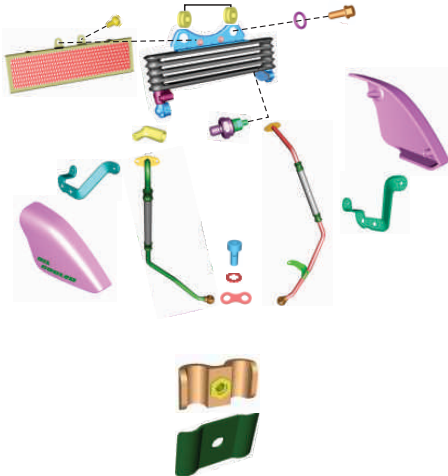


PLATE NO. : 19
CARBURETOR ASSEMBLY

PAGE NO.
37

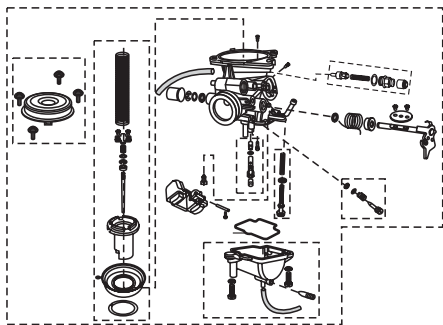
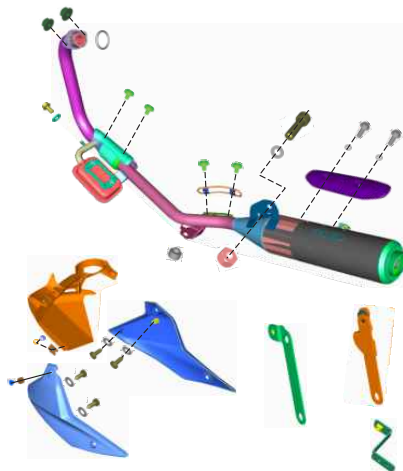


PLATE NO. : 20
SILENCER ASSEMBLY & BELLY PAN

PAGE NO.
39



Pictorial Index

PLATE NO. : 21
AIR CLEANER COMPLETE

PAGE NO.
41

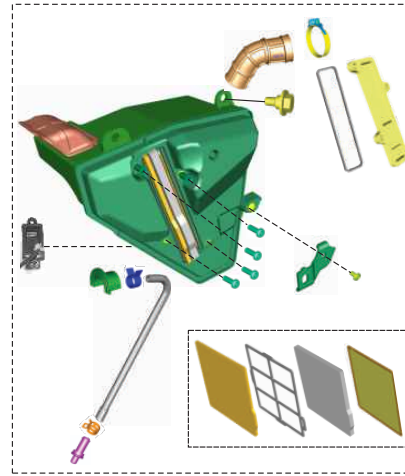


PLATE NO. : 22
EVAP MECHANISM

PAGE NO.
43

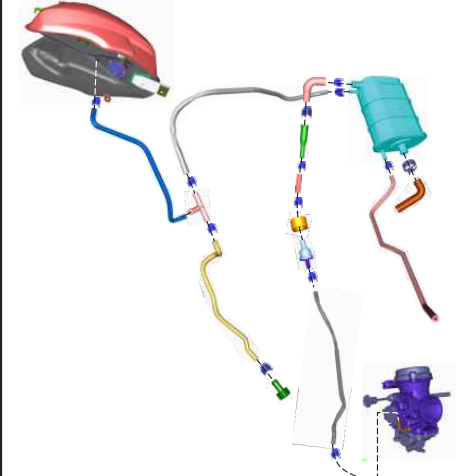


PLATE NO. : 23
MAGNETO, CDI & H. T. COIL

PAGE NO.
45


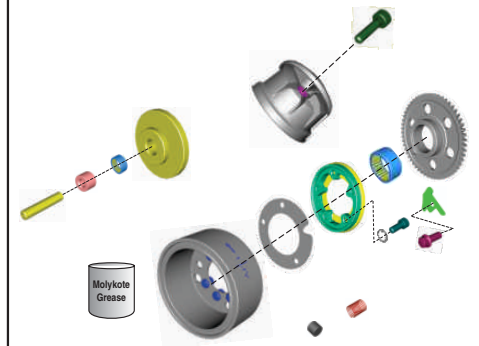


PLATE NO. : 24
STARTER ASSEMBLY

PAGE NO.
47



Pictorial Index

PLATE NO. : 25
FRAME & FRAME FITTINGS

PAGE NO.
49

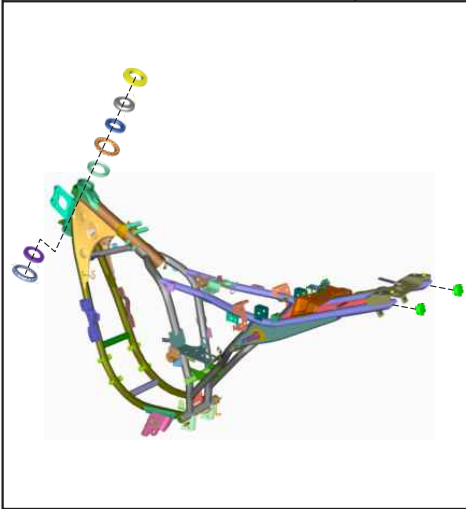


PLATE NO. : 26
ENGINE MOUNTINGS

PAGE NO.
51

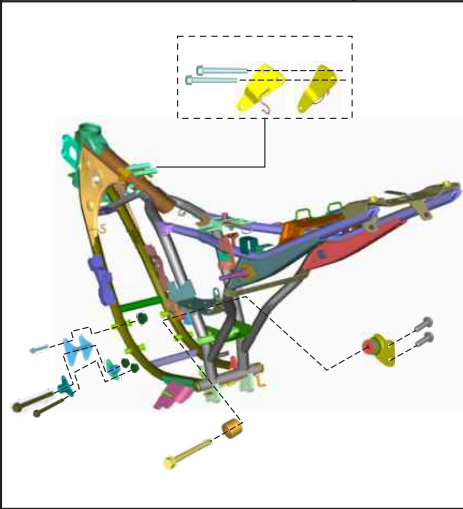


PLATE NO. : 27
SWING ARM / REAR SHOCK ABSORBER

PAGE NO.
53

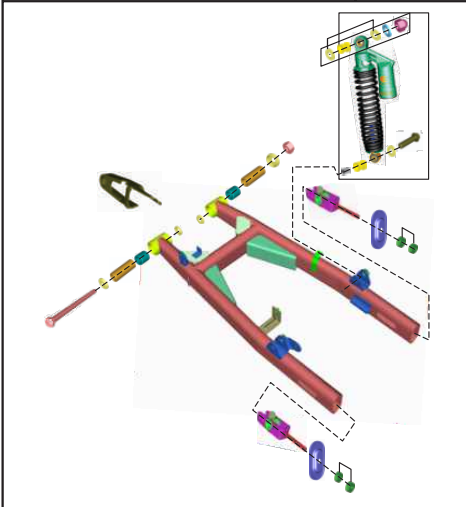
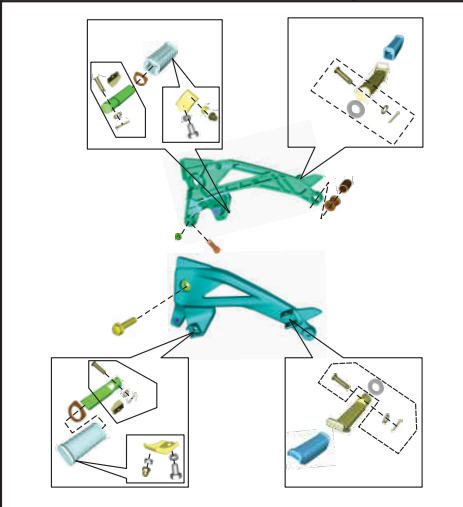


PLATE NO. : 28
RIDER & PILLION FOOT REST

PAGE NO.
55



Pictorial Index

PLATE NO. : 29
MUDGUARD FRONT & REAR

PAGE NO.
57

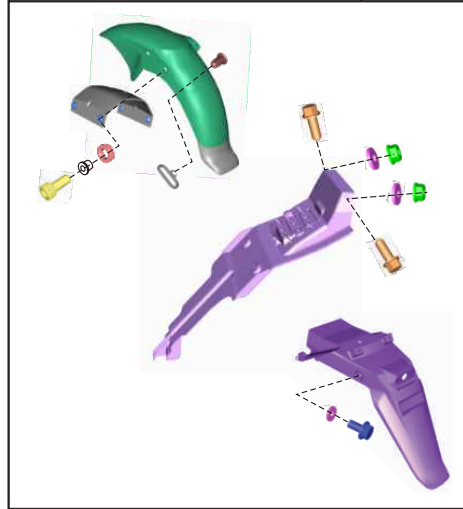


PLATE NO. : 30
CENTER & SIDE STAND ASSEMBLY

PAGE NO.
59



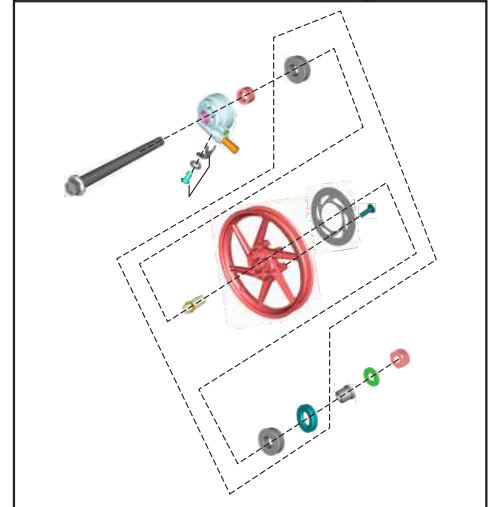
PLATE NO. : 31
TYRE / TUBE / RIM

PAGE NO.
61



PLATE NO. : 32
FRONT WHEEL ASSEMBLY

PAGE NO.
63



Pictorial Index

PLATE NO. : 33
FRONT MASTER CYLINDER ASSEMBLY

PAGE NO.
65

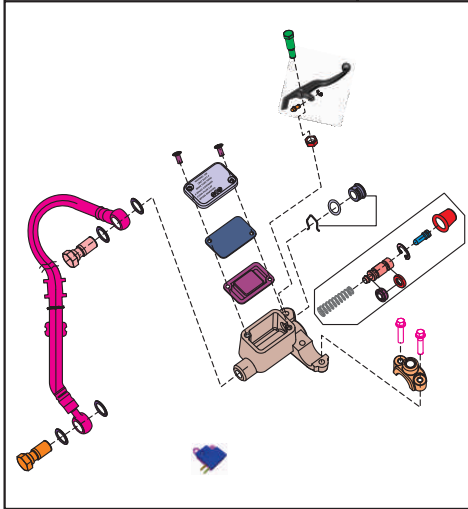


PLATE NO. : 34
FRONT DISC BRAKE

PAGE NO.
67

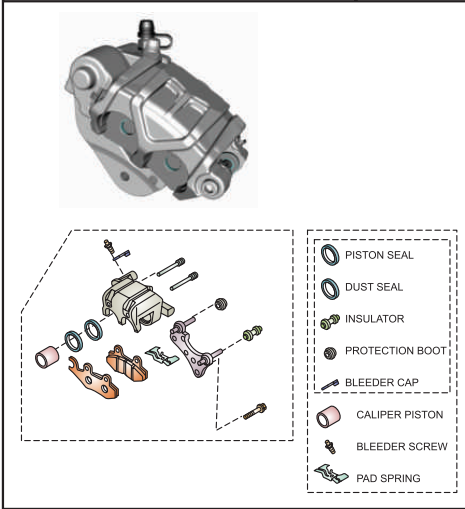


PLATE NO. : 35
REAR WHEEL ASSEMBLY

PAGE NO.
69

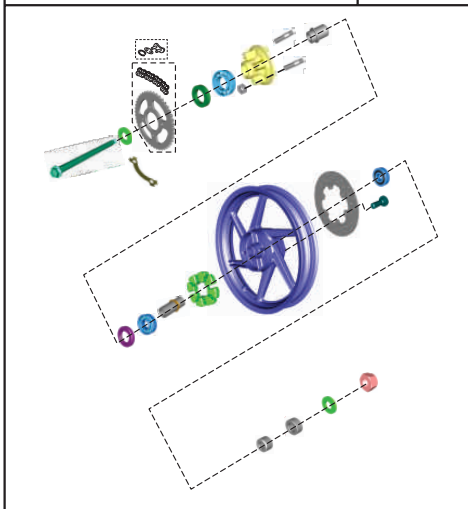
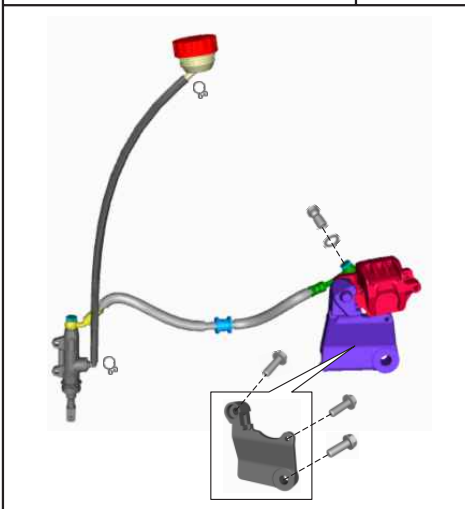


PLATE NO. : 36
REAR DISC BRAKE

PAGE NO.
71



Pictorial Index

PLATE NO. : 37
REAR DISC BRAKE -
MASTER CYLINDER & CALIPER

PAGE NO.
73

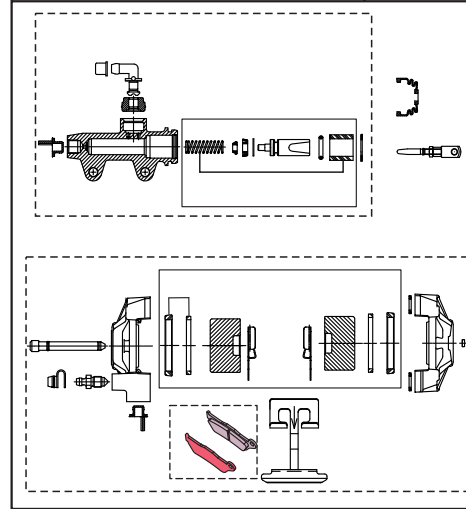


PLATE NO. : 38
REAR BRAKE PEDAL

PAGE NO.
75

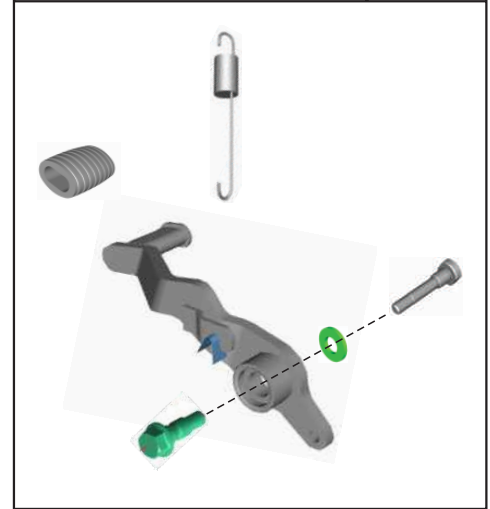


PLATE NO. : 39
HANDLE BAR ASSEMBLY

PAGE NO.
77

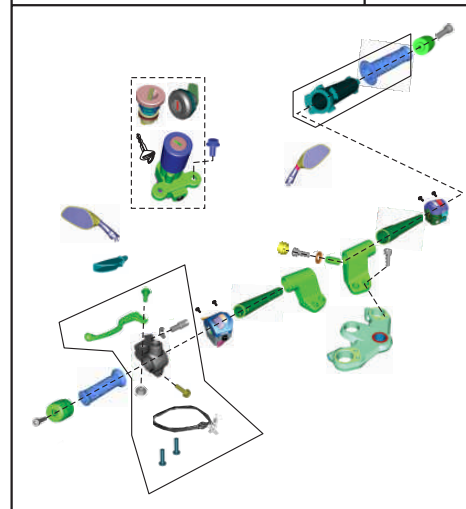
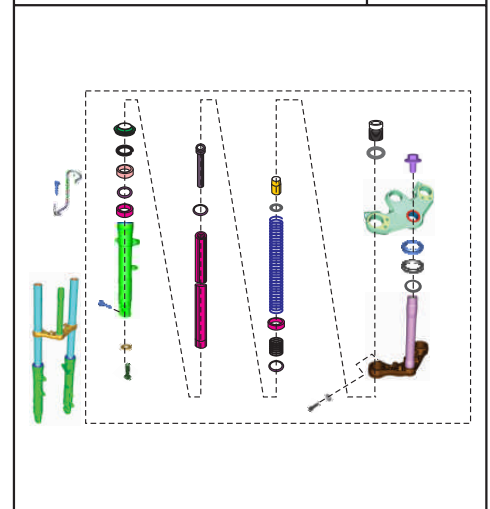


PLATE NO. : 40
FRONT FORK ASSEMBLY

PAGE NO.
79



Pictorial Index

PLATE NO. : 41
FITTINGS PETROL TANK SPOILER,
SIDE COVER & COVER SEAT

PAGE NO.
81




PLATE NO. : 42
CAP TANK & GAUGE FUEL

PAGE NO.
83

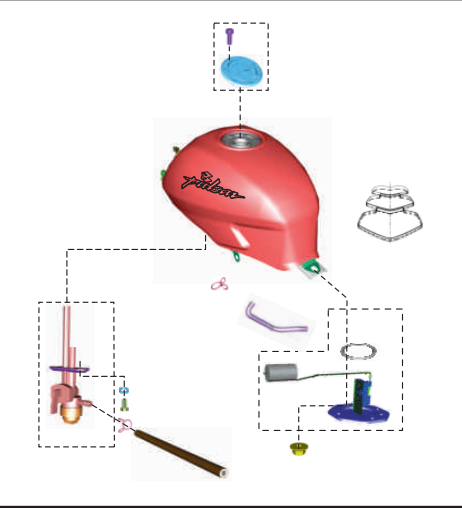


PLATE NO. : 43
SEAT ASSEMBLY & SEAT LOCK

PAGE NO.
85

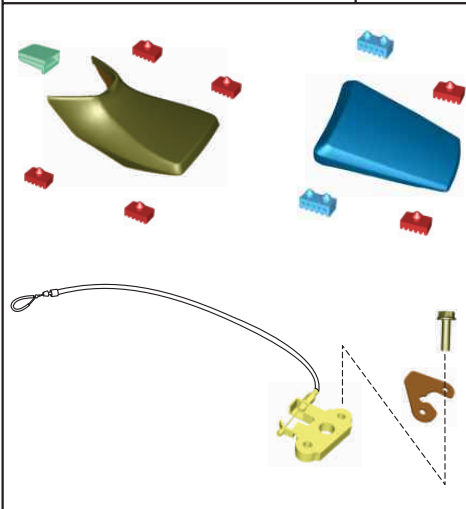
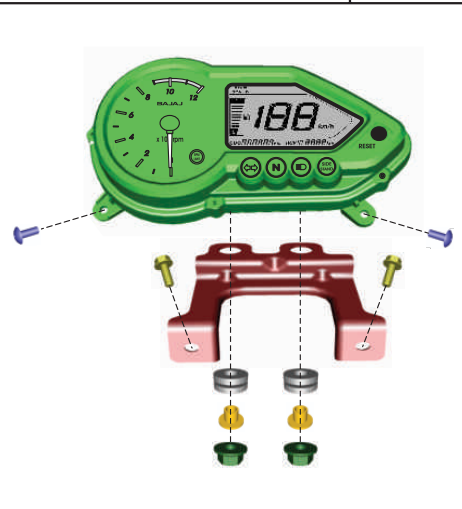


PLATE NO. : 44
SPEEDOMETER ASSEMBLY

PAGE NO.
87



Pictorial Index

PLATE NO. : 45
CABLES

PAGE NO.
89

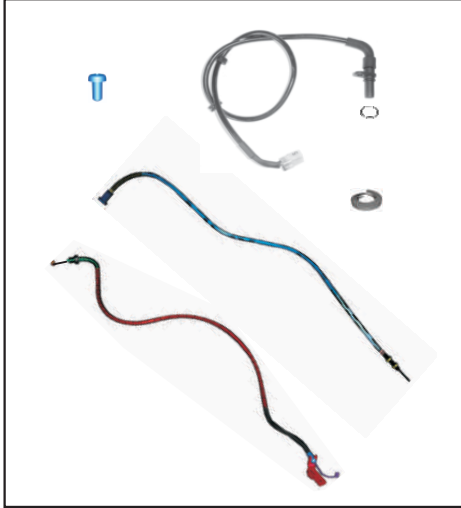


PLATE NO. : 46
CHAIN CASE

PAGE NO.
91

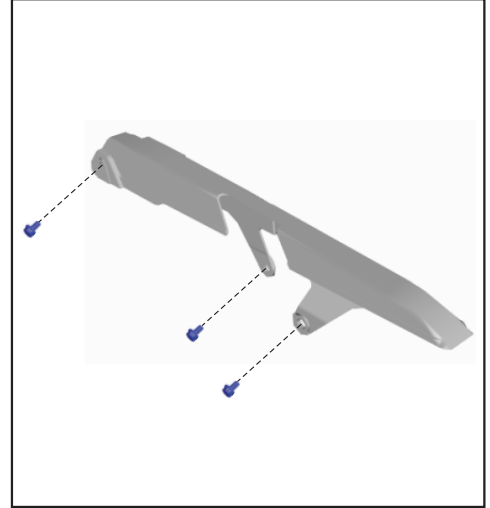


PLATE NO. : 47
HEAD LAMP ASSEMBLY

PAGE NO.
93

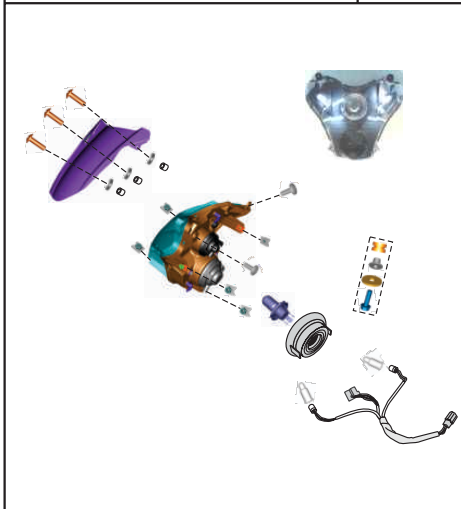
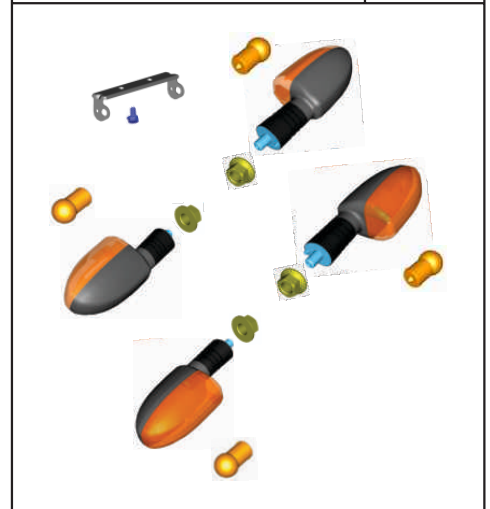


PLATE NO. : 48
INDICATOR LIGHT ASSEMBLY

PAGE NO.
95



Pictorial Index

PLATE NO. : 49
FAIRING & MOUNTING

PAGE NO.
97



PLATE NO. : 50
TAIL LAMP ASSEMBLY & FRONT /
REAR NUMBER PLATE

PAGE NO.
99

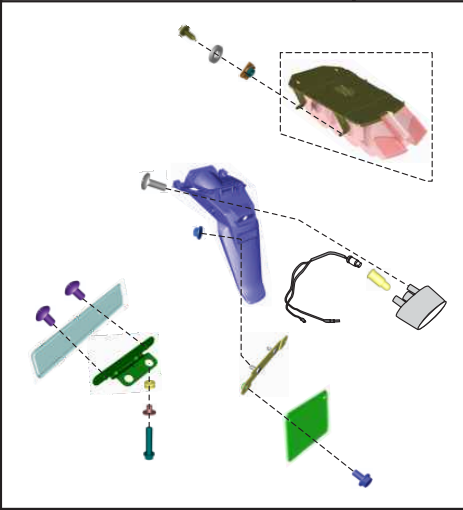


PLATE NO. : 51
ELECTRICAL EQUIPMENTS

PAGE NO.
101

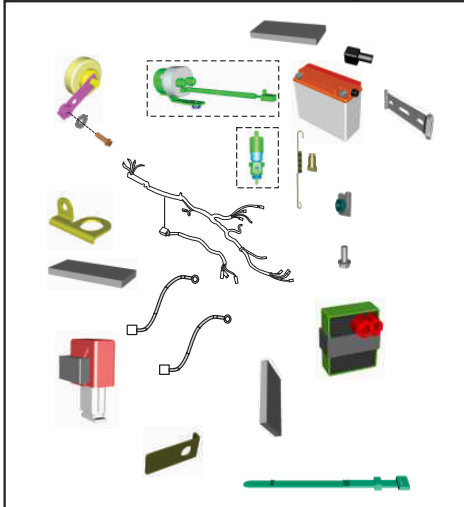
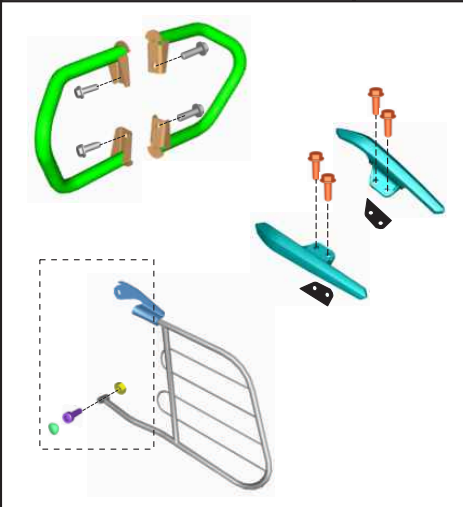


PLATE NO. : 52
LEG GUARDS, SAREE GUARD &
GRAB HANDLE

PAGE NO.
103



Pictorial Index

PLATE NO. : 53
TOOL KIT

PAGE NO.
105



PLATE NO. : 54
PAINTED PARTS & DECALS

PAGE NO.
107 - 111



PLATE NO. : 55
PAINTED PARTS & DECALS -
COCKTAIL WINE READ & SAFFIRE BLUE

PAGE NO.
113



PLATE NO. : 56
PAINTED PARTS & DECALS -
DEC. 2017

PAGE NO.
115



Pictorial Index

PLATE NO. : 57 PAINTED PARTS & DECALS - NOV. 2017	PAGE NO. 117 - 119
	
	





PLATE NO. : 58 CONSUMABLE PARTS	PAGE NO. 121
	


PLATE NO. : 58 CONSUMABLE PARTS	PAGE NO. 123
	


	

Pictorial Index

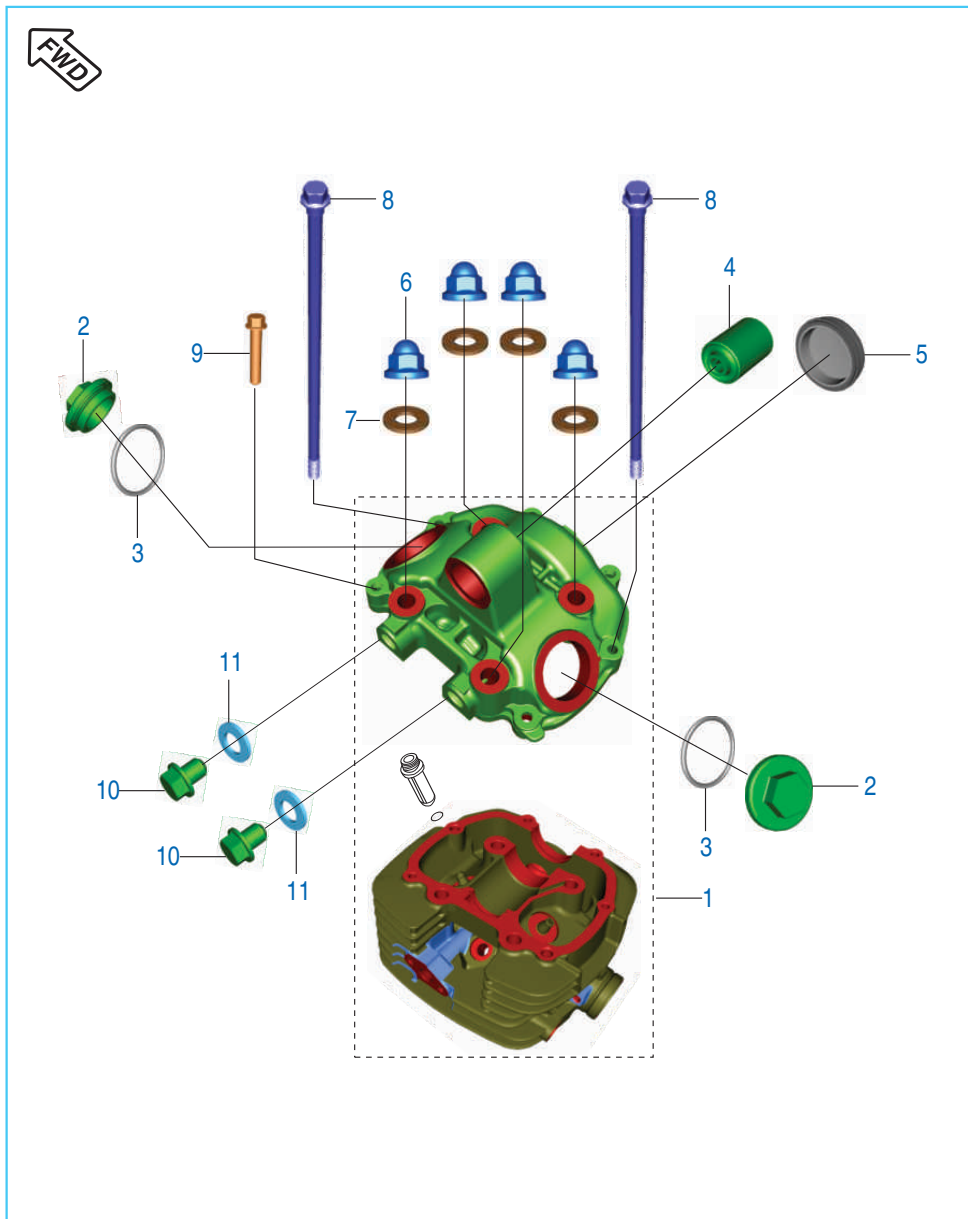
	

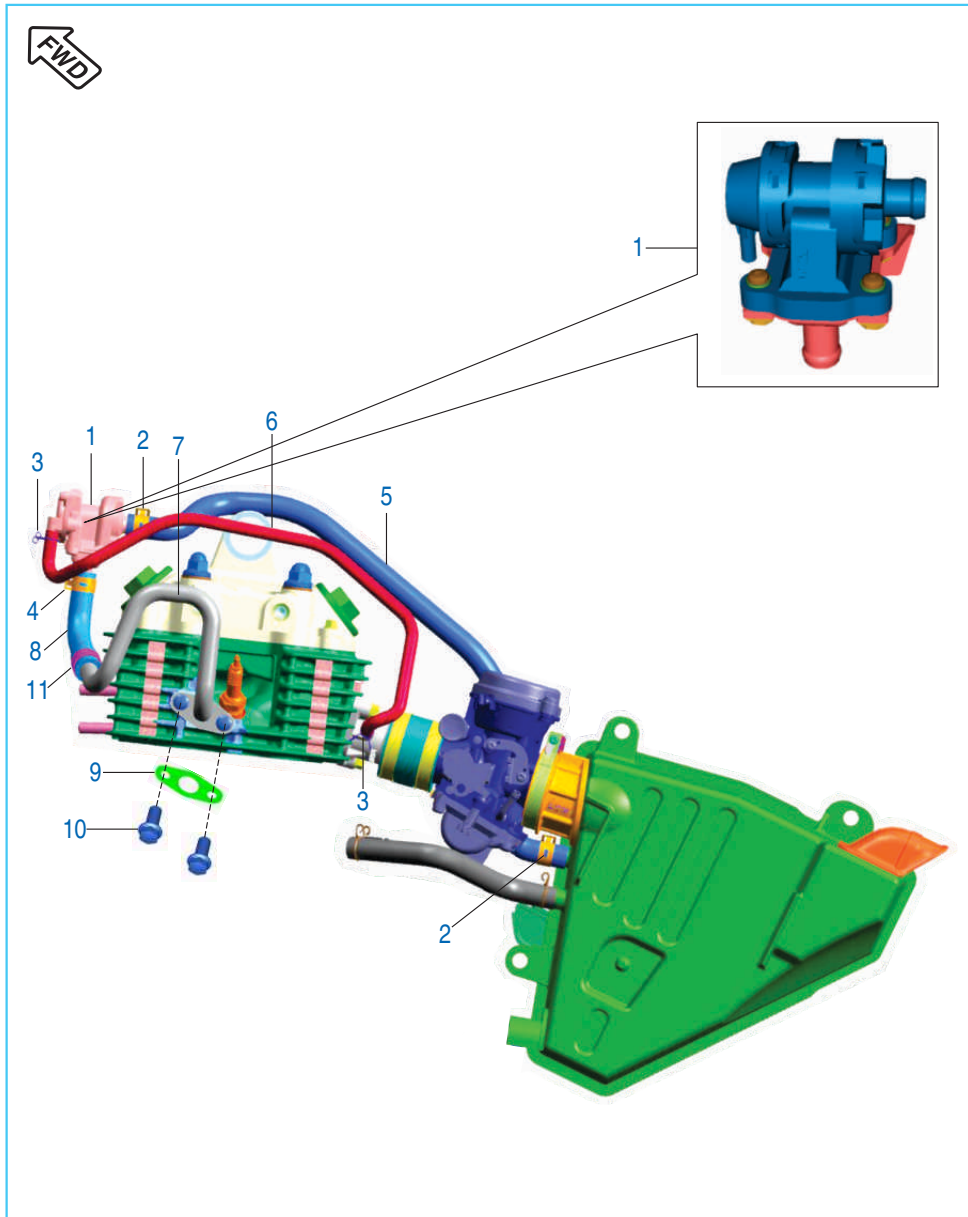
	

Cover Cylinder Head



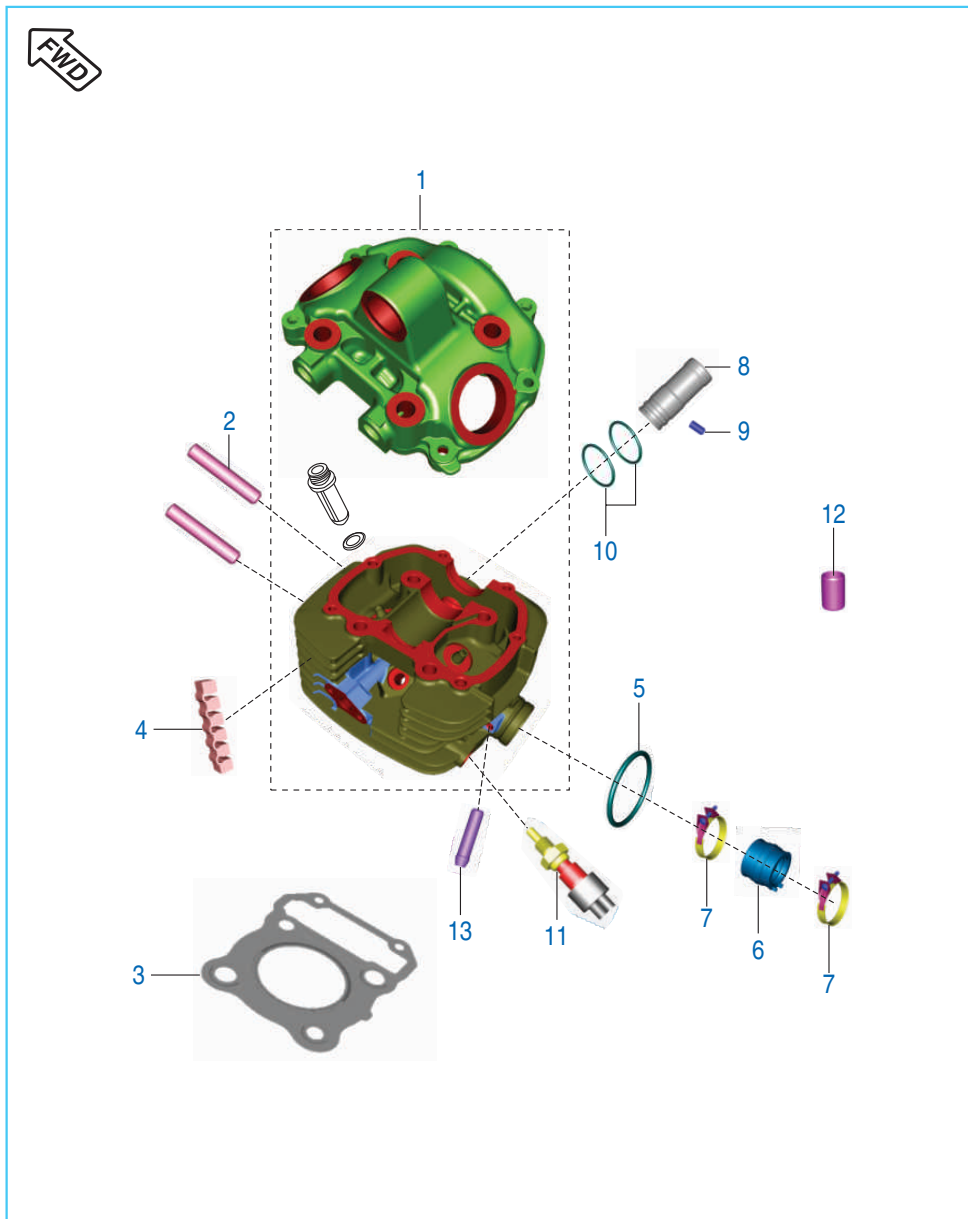
No.	Part No.	Description	Qty.	Remarks
1	36 DK01 19	Kit Assembly Cylinder Head with Cover	1	Refer Kit Details
2	DJ 1012 17	Cover Tappet	2	
3	39 2391 21	'O' Ring	1	
4	DS 1011 66	Silent Bush (V)	1	
5	DH 1022 01	Camshaft Cap	1	
6	39 2647 15	Domed Cap Nut	4	
7	DS 1010 84	Copper gasket	4	
8	59 0400 23	Hex. Bolt with Flange	2	
9	39 1075 04	Hex. Bolt with Flange	4	
10	DH 1012 72	Plug	2	
11	DG 1014 98	Gasket	2	

SAI System



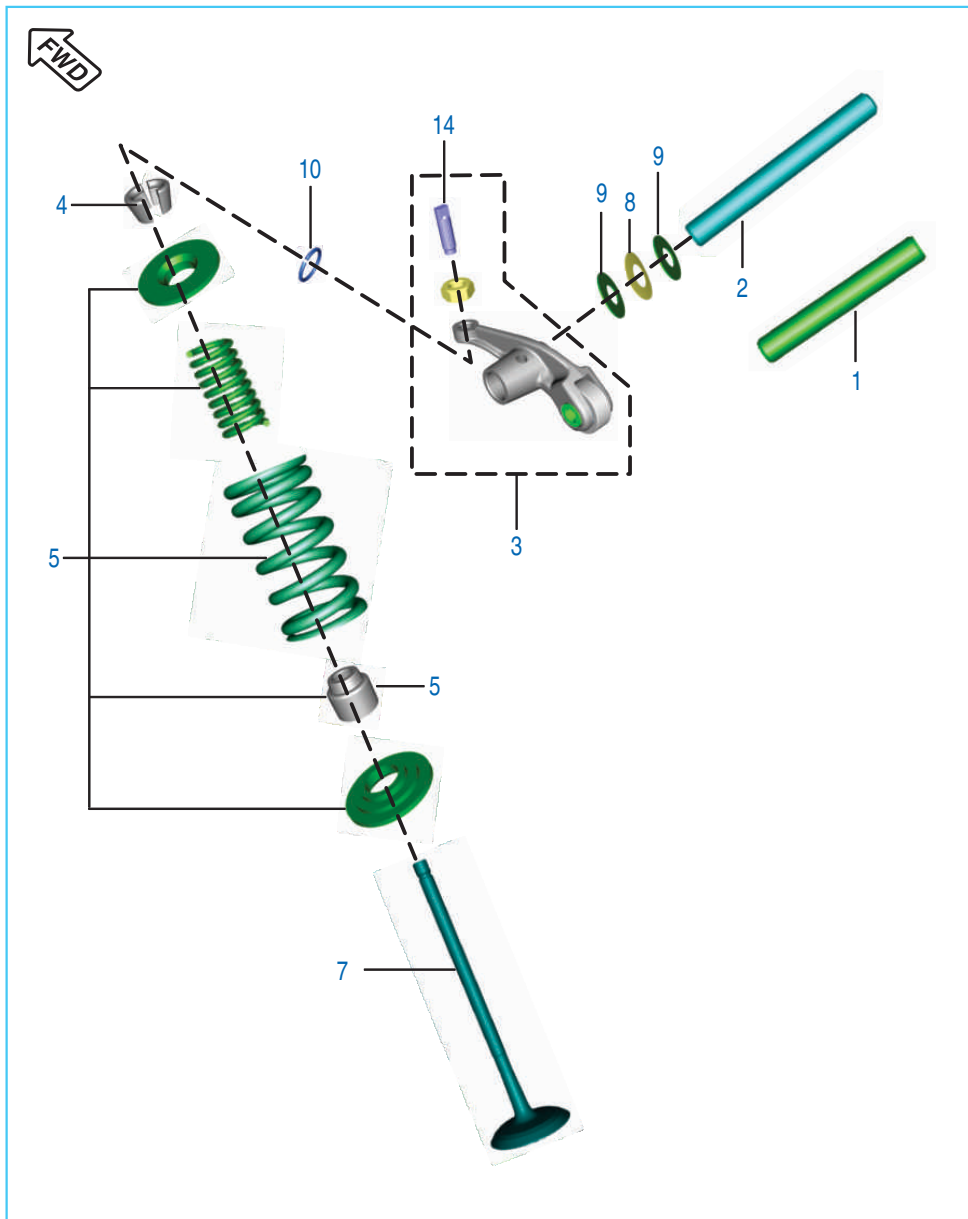
No.	Part No.	Description	Qty.	Remarks
1	DK 1018 38	SAI Unit	1	
2	JL 5810 66	Clamp SAI Pipe	2	
3	33 1410 08	Clamp	2	
4	JL 5810 65	Clamp Hose SAI	1	
5	DJ 1210 89	Tube SAI Air Filter	1	
6	DK 1210 91	Hose SAI Unit To Manifold	1	
7	DH 1021 74	Metal Pipe With Flange SAI	1	
8	DJ 1017 10	Hose SAI Unit To Metal Pipe	1	
9	DH 1021 80	Gasket Metal Pipe With Flange SAI	1	
10	KA EG06 14	Flanged Bolt	2	
11	JE 5810 39	Band Clip SAI Hose Outlet Tube	1	

Cylinder Head



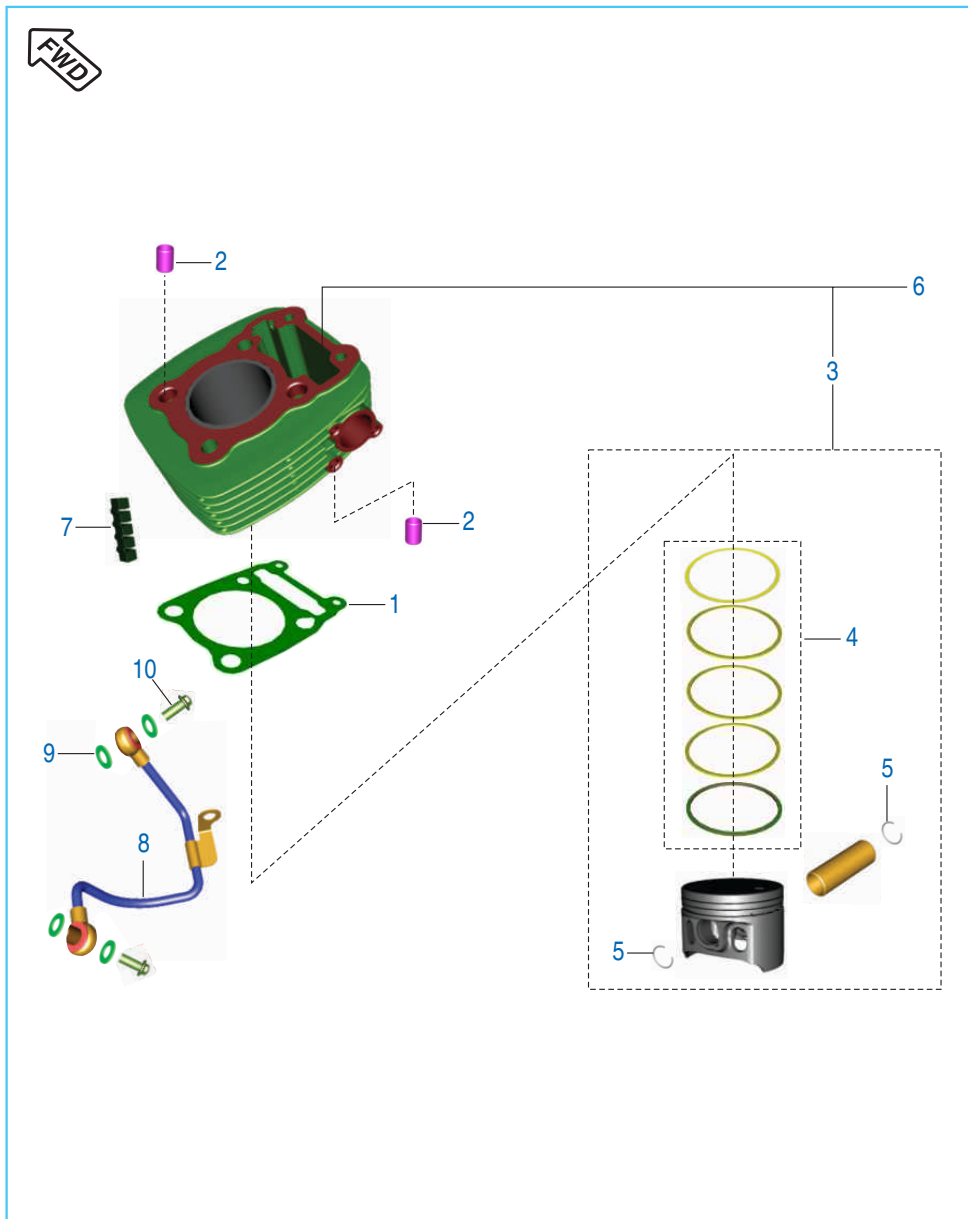
No.	Part No.	Description	Qty.	Remarks
1	36 DK01 19	Kit Assembly Cylinder Head with Cover	1	Refer Kit Details
2	39 1660 05	Stud - M8 (Exhaust)	2	
3	DK 1010 03	Gasket Cylinder Head	1	
4	DH 1015 08	Damper Cylinder Head	5	
5	39 1283 21	'O' Ring (Intake Pipe)	1	
6	JC 1200 23	Rubber Insulator	1	
7	AA 1210 45	Clamp for Insulator	2	
8	DH 1110 12	Collar - Spark Plug	1	
9	39 2608 01	Grub Screw	1	For Sleeve Spark Plug
10	36 DS10 01	Cyl. Head 'O' Ring Kit	1	Refer Kit Details
11	DK 1015 03	Engine temperature sensor	1	
12	39 2181 06	Dowel	2	
13	JE 5814 16	Nipple Connector Manifold SAI	1	

Valve



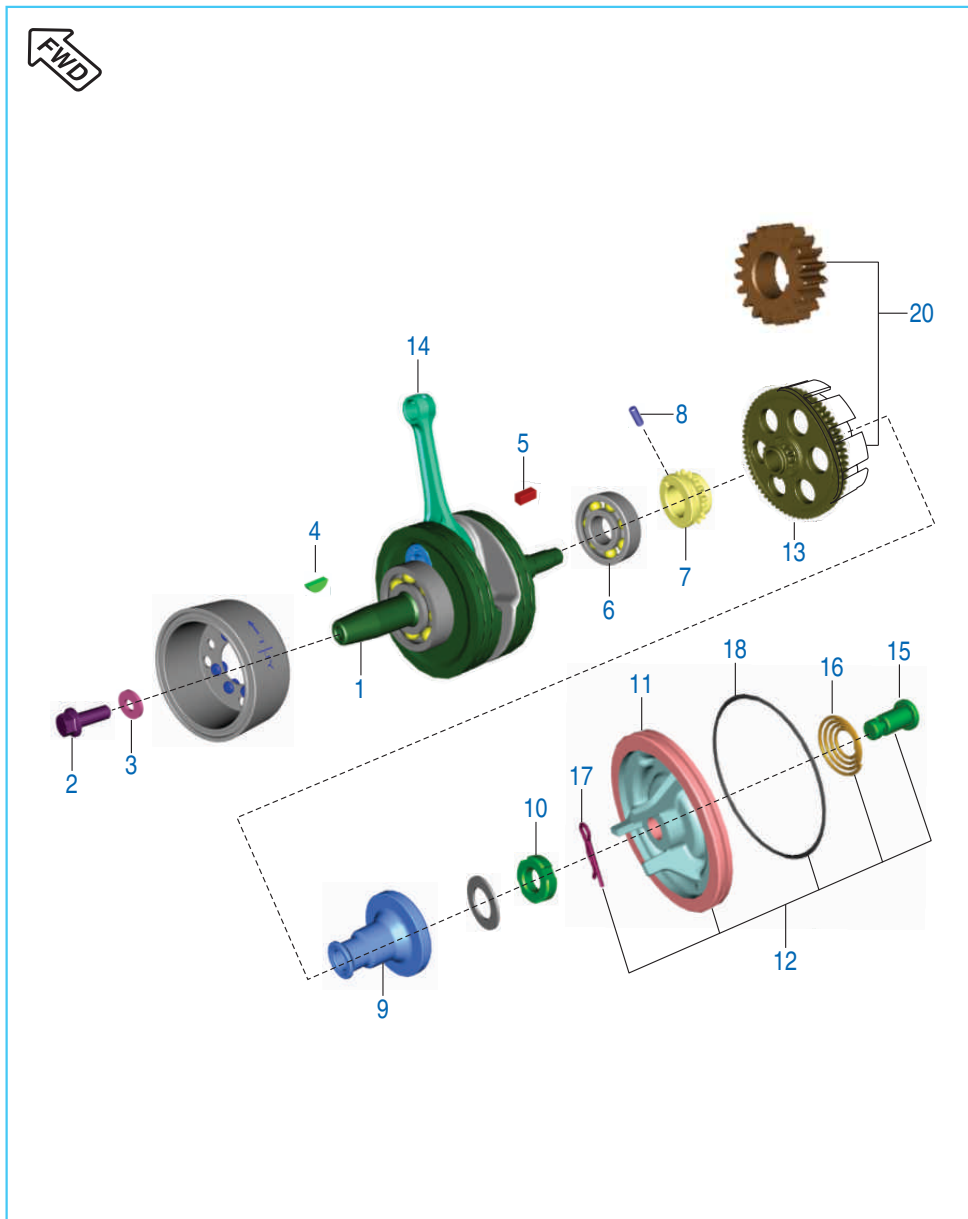
No.	Part No.	Description	Qty.	Remarks
1	DK 1017 48	Shaft Rocker Arm Intake	1	
2	DK 1017 51	Shaft Rocker Arm Exhaust	1	
3	DK 1017 55	Rocker Arm Assembly	2	
4	DG 1010 29	Cotter Valve	4	
5	39 2017 19	Seal Valve Stem	2	
6	DK 1013 26	Valve Repair Kit	2	Refer Kit Details
7	DK 1013 27	Valve Kit (Inlet + Exhaust)	1	Refer Kit Details
8	DH 1012 95	Wave washer	2	
9	39 2440 11	Plain washer	4	
10	DH 1011 74	Clip Valve Guide	2	

Cylinder and Piston



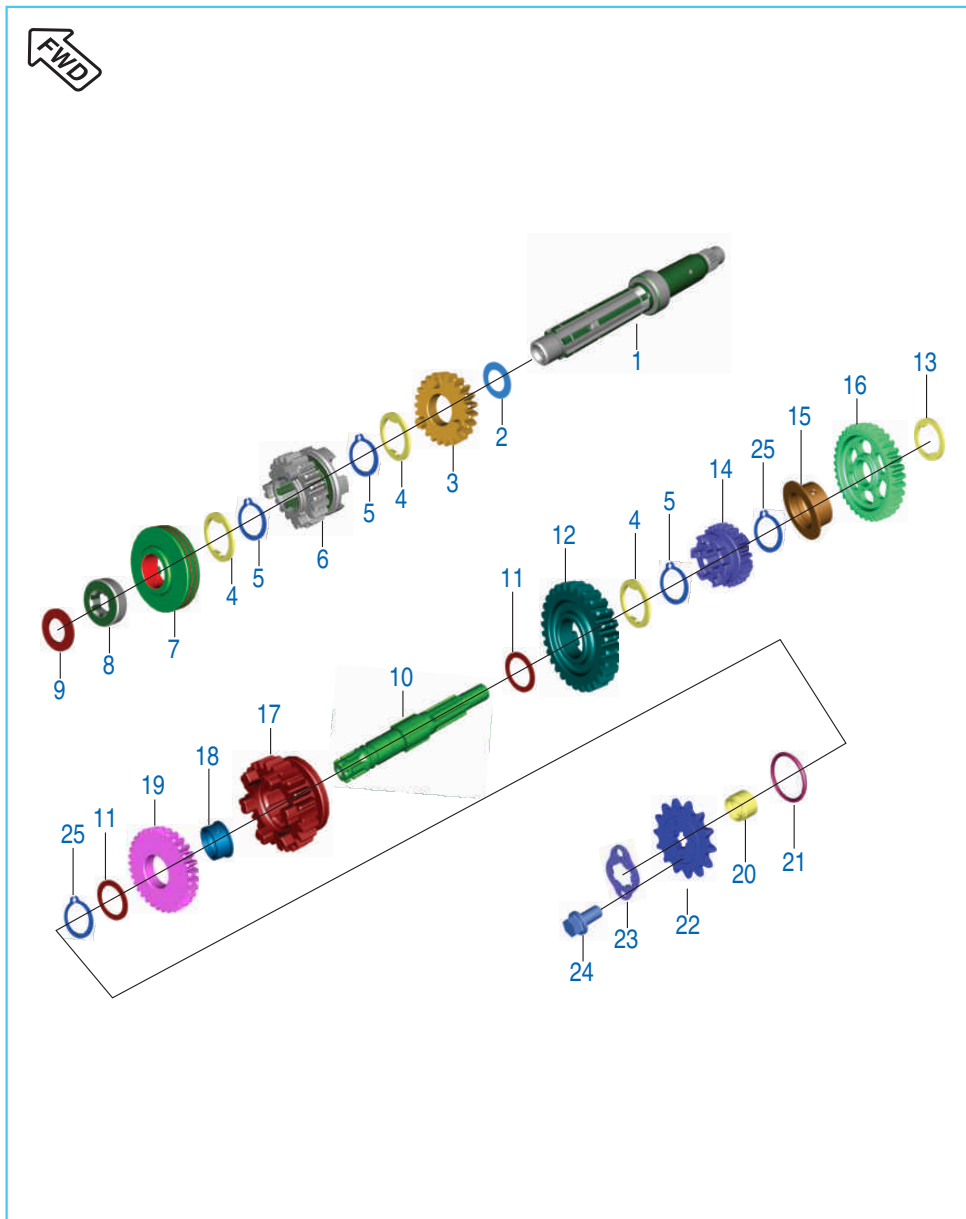
No.	Part No.	Description	Qty.	Remarks
1	DK 1010 63	Gasket Cylinder Block	1	
2	39 2181 06	Pin Dowel	2	
3	DK 1010 92	Assembly Piston	1	
4	DK 1013 28	Ring Set Piston	1	
5	39 2132 17	Ring Snap	2	
6	DK 1016 25	Cylinder Block & Piston Assembly	1	
7	DH 1014 14	Damper Cylinder Block	4	
8	DK 1015 92	Assembly Oil Pipe	1	
9	31 1210 06	Gasket	4	
10	DD 1210 07	Bolt - Banjo	2	

Crankshaft



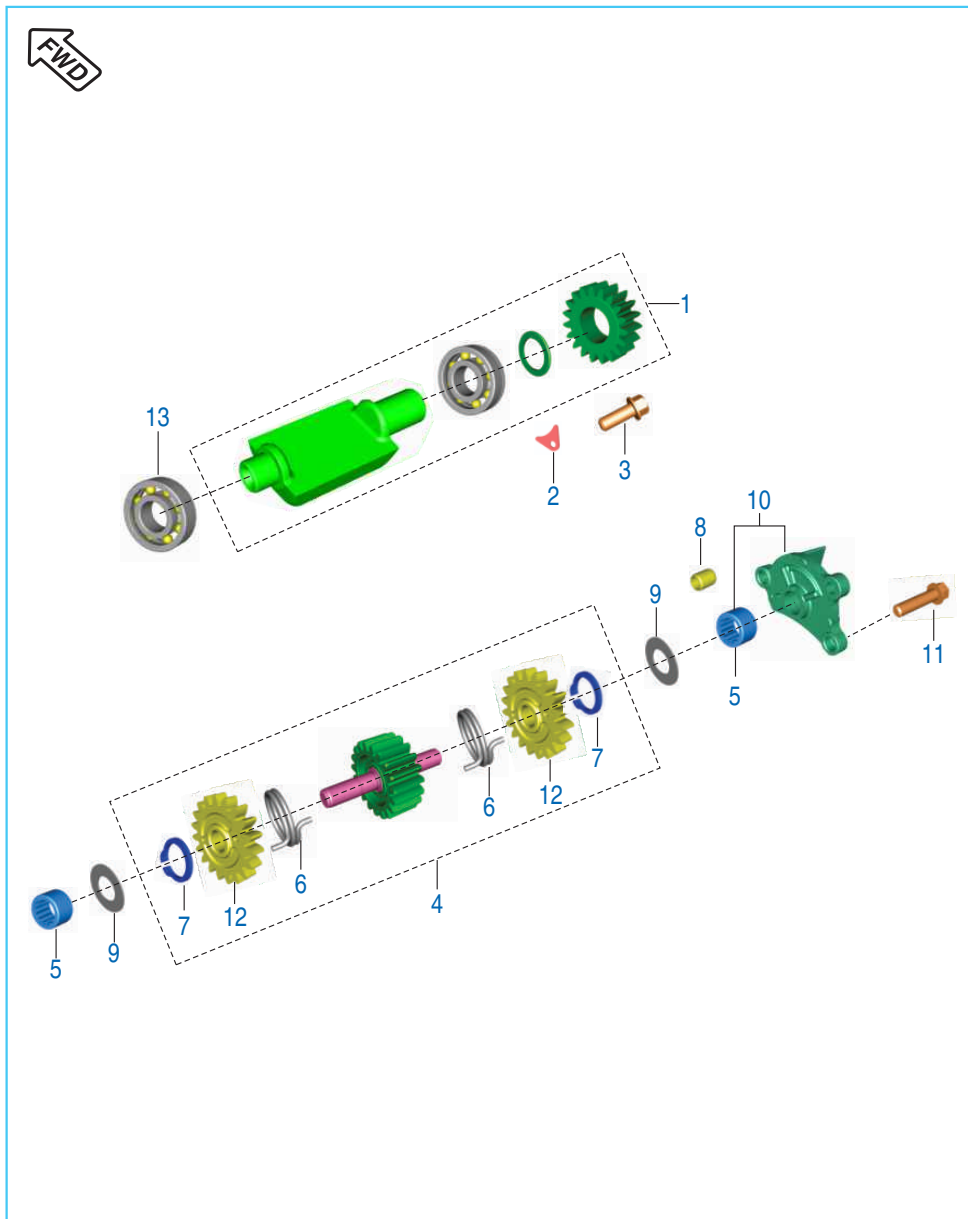
No.	Part No.	Description	Qty.	Remarks
1	DK 1010 65	Crankshaft Assembly	1	
2	39 2183 04	Bolt primer drive lock	1	
3	39 2165 11	Plain Washer	1	
4	31 1011 73	Key Woodruff	1	
5	DS 1011 54	Square Key	1	
6	39 1931 20	Bearing Ball	1	
7	DK 1012 48	Sprocket Cam Drive (16 T)	1	
8	39 2203 07	Parallel Pin	1	
9	DH 1021 51	Body Centrifugal Oil Filter	1	
10	DH 1011 95	Nut	1	
11	DH 1021 53	Cover Centrifugal Oil Filter	1	
12	DH 1013 55	Cover Complete Centrifugal Oil Filter	1	
13	36 Dk00 38	Kit Primary Drive & CI Housing	1	Refer Kit Details
14	DK 1010 67	Rod Connecting	1	
15	DH 1010 66	Joint Oil Delivery B	1	
16	DH 1010 67	Spring Oil Delivery B	1	
17	39 2199 08	Pin Snap	1	
18	LJ B000 01	O Ring	1	

Transmission



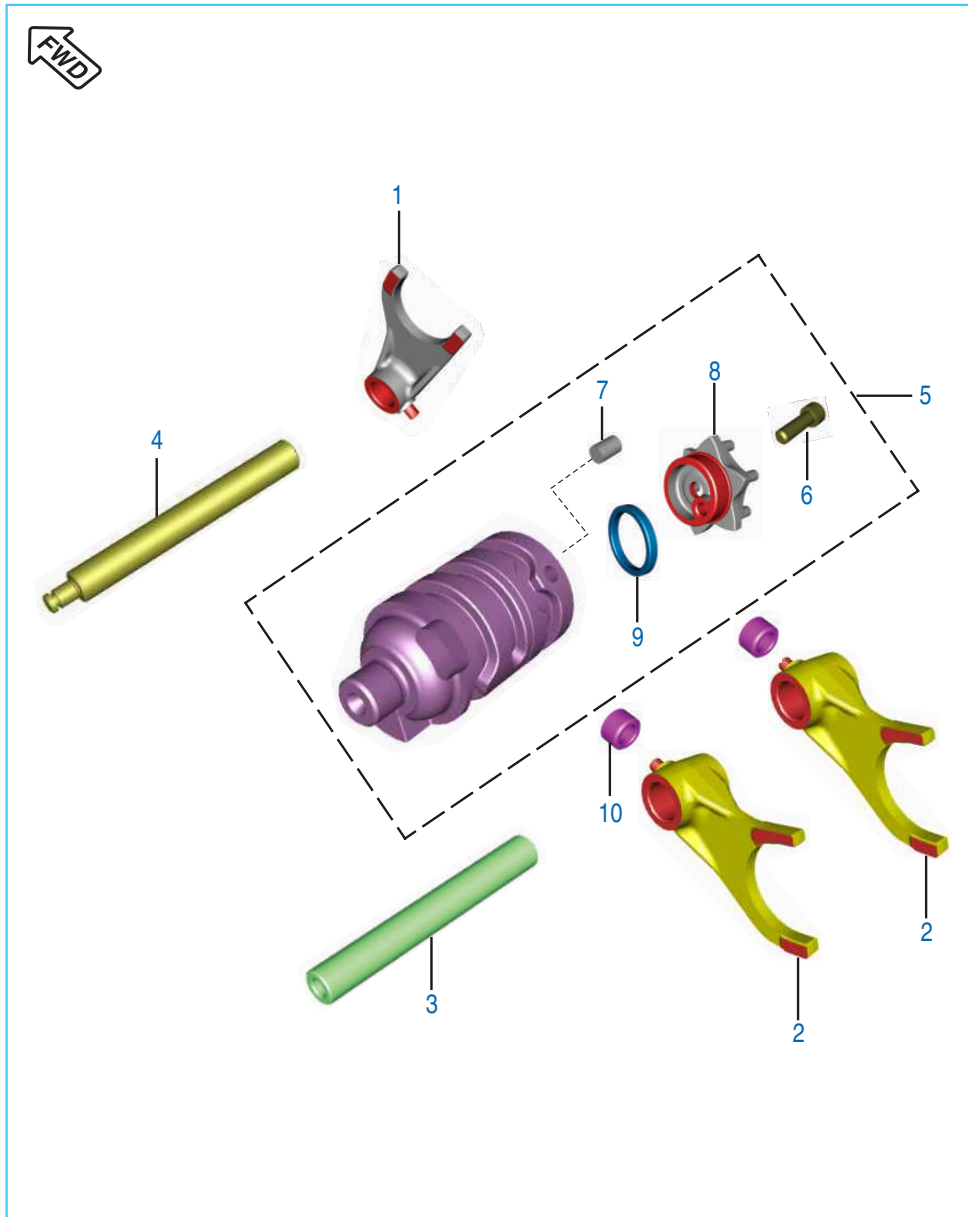
No.	Part No.	Description	Qty.	Remarks
1	DK 1014 71	Shaft Input Transmission	1	
2	39 2158 11	Plain Washer	1	
3	DK 1011 03	Gear 4th Drive	1	
4	DH 1010 79	Washer Spline	3	
5	DH 1012 35	External Circlip	4	
6	DK 1011 02	Gear 3rd Drive	1	
7	DK 1016 32	Gear 5th drive	1	
8	DH 1010 84	Gear 2nd Drive	1	
9	39 2159 11	Plain Washer	1	
10	DK 1011 44	Shaft Output Transmission	1	
11	39 2166 11	Washer Plain	2	
12	DK 1011 05	Gear 3rd Driven	1	
13	DH 1010 79	Washer Spline	1	
14	DK 1017 18	Gear 4th Driven	1	
15	DH 1011 11	Bush 1st Driven	1	
16	DK 1017 17	Gear 1st driven	1	
17	DK 1017 20	Gear 5th Driven	1	
18	DH 1013 19	Bush 2nd Driven	1	
19	DK 1017 19	Gear 2nd Driven	1	
20	DK 1012 45	Collar Sprocket	1	
21	DK 1013 52	'O' Ring Sprocket Coller	1	
22	DV 1010 48	Sprocket Output (14 T)	1	
23	DJ 1010 63	Plate Drive Sprocket	1	
24	AA 1014 37	Screw Pre - Coated	2	
25	DH 1012 35	Circlip	1	

Balancer & Balancer Idler Gear



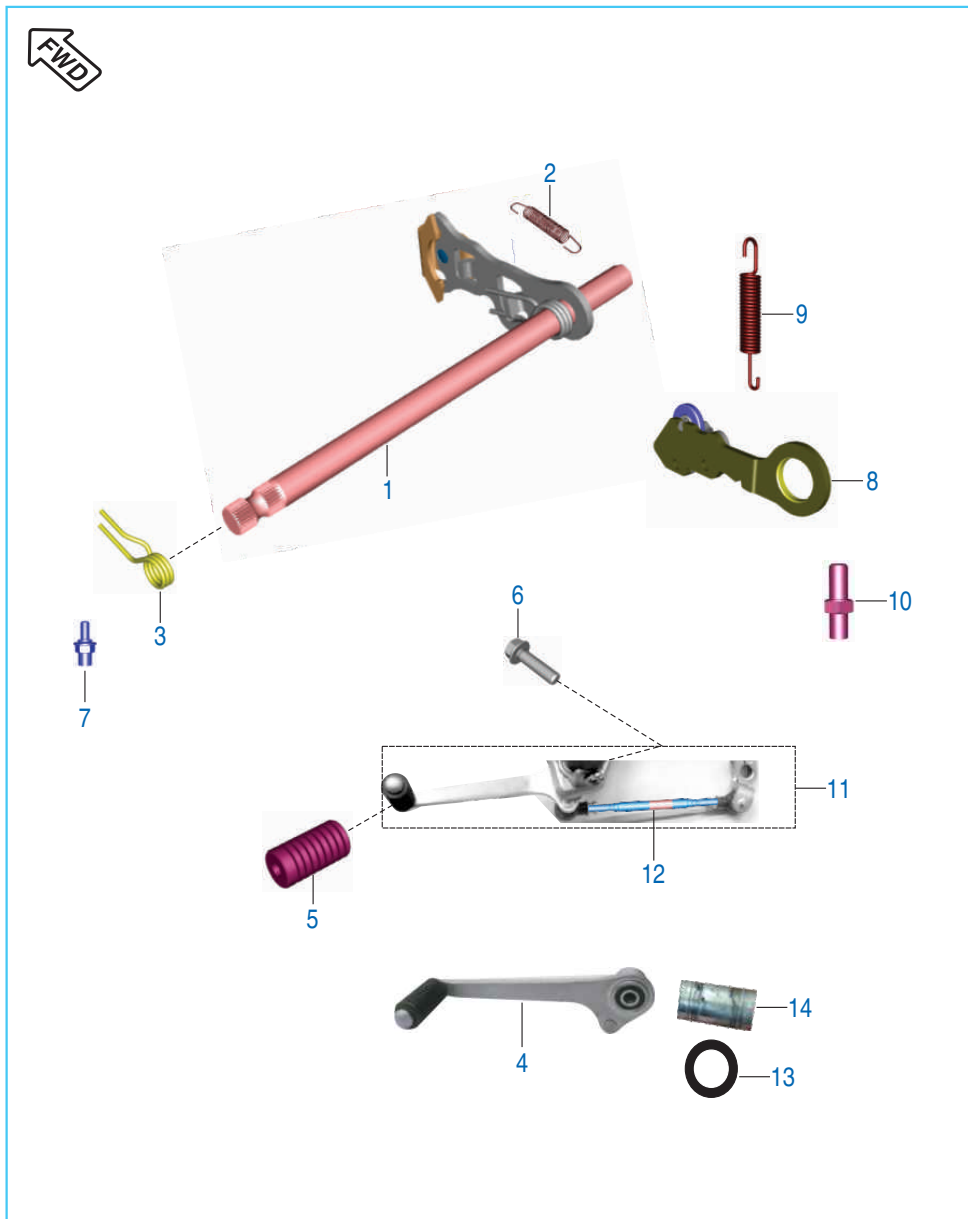
No.	Part No.	Description	Qty.	Remarks
1	DK 1014 16	Body Balancer Assembly	1	
	PD 5312 27	Body Balancer Assly.	1	EC - 20.04.18
2	DH 1010 72	Bearing Stopper	1	
3	39 1672 04	Bolt	1	
4	DH 1020 53	Gear Complete Balancer Idler	1	
	PD 5312 29	Assly. Balancer Idler Gear comp.	1	EC - 20.04.18
5	39 2152 20	Needle Roller Bearing	2	
6	DH 1014 24	Spring Torsion Balancer	2	
7	39 2557 17	Circlip External	2	
8	39 1686 06	Hollow Dowel Pin	1	
9	39 1620 11	Plain Washer	2	
10	52 DH01 77	Balancer Idler Holder	1	
11	39 1674 04	Hex bolt with flange	3	
12	DH 1013 73	Scissor balancer idler	2	
13	59 2000 29	Bearing Ball Balancer LH	1	

Change Drum & Shaft Fork



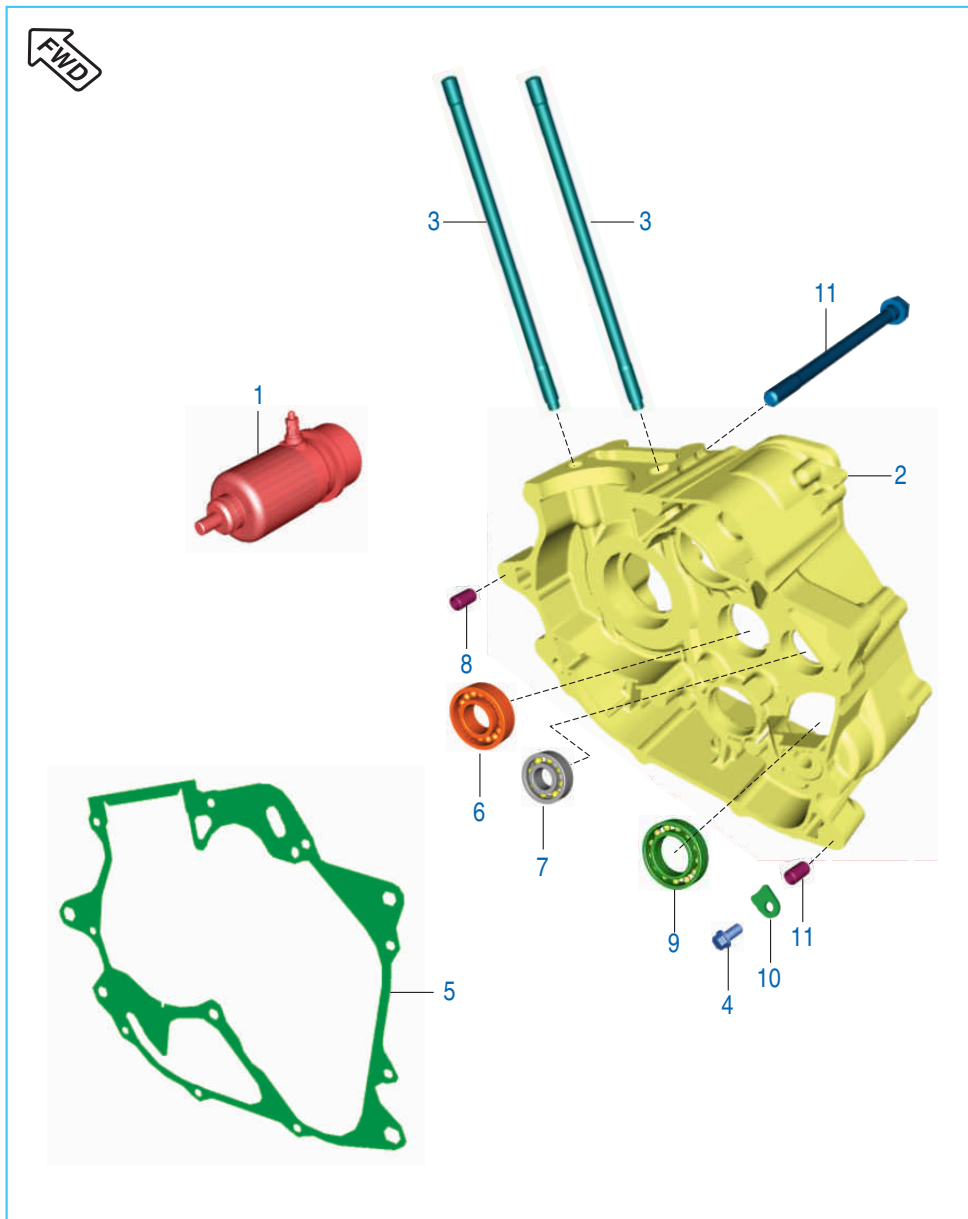
No.	Part No.	Description	Qty.	Remarks
1	DK 1011 59	Fork Gear Shift Input	1	
2	DK 1011 60	Fork Gear Shift output	2	
3	DH 1011 46	Shaft Gear Shift Fork Input	1	
4	DH 1014 93	Shaft Gear Shift Fork Output	1	
5	DK 1017 32	Drum Complete Gear Shift	1	
6	39 2639 04	Bolt Socket	1	
7	39 2606 07	Parallel Pin	1	
8	DH 1021 89	Guide Gear Shifter	1	
9	DH 1014 96	Spacer Guide Gear Shift	1	
10	DK 1011 35	Bush Fork Gear Shift	3	

Gear Change Mechanism



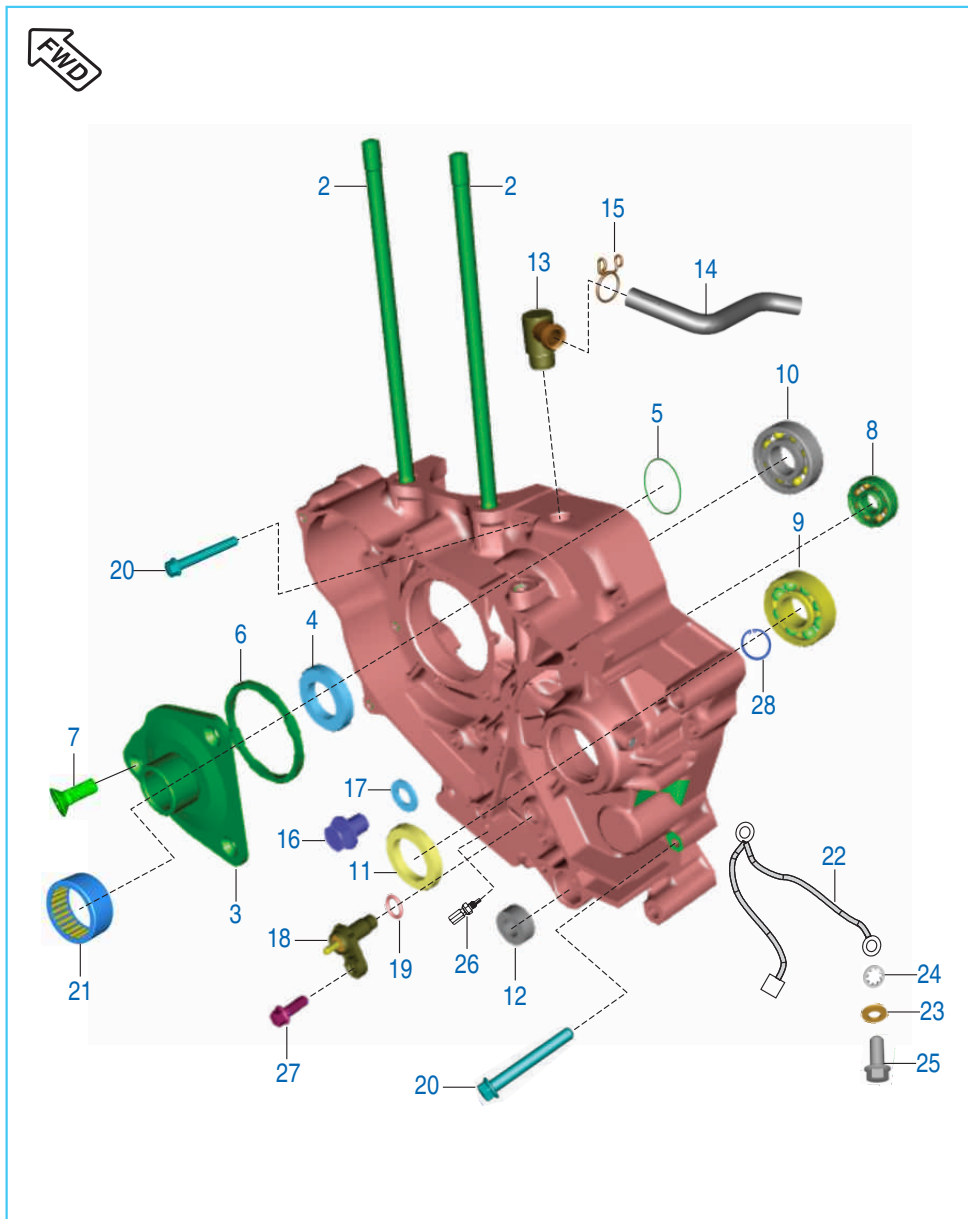
No.	Part No.	Description	Qty.	Remarks
1	DH 1017 05	Lever Complete Gear Shifter	1	
2	DH 1017 14	Spring Gear Shift	1	
3	DH 1011 44	Spring Gear Shift Return	1	
4	DK 1011 83	Lever Complete Change	1	
5	DH 1015 09	Damper	1	
6	39 2453 04	Flanged Bolt M6	1	
7	DH 1013 93	Bolt Gear Shift Drum Stopper	1	
8	DK 1017 25	Stopper Drum	1	
9	DK 1012 53	Spring Gear Shift Stopper Detent	1	
10	DH 1013 94	Bolt Shift Change	1	
11	DK 1011 77	Assembly Lever Change Arm	1	
12	DK 1011 80	Assembly Tie rod	1	
13	39 1998 19	Oil Seal	1	
14	DK 1011 87	Collar	1	

Engine Assembly & Crankcase RH



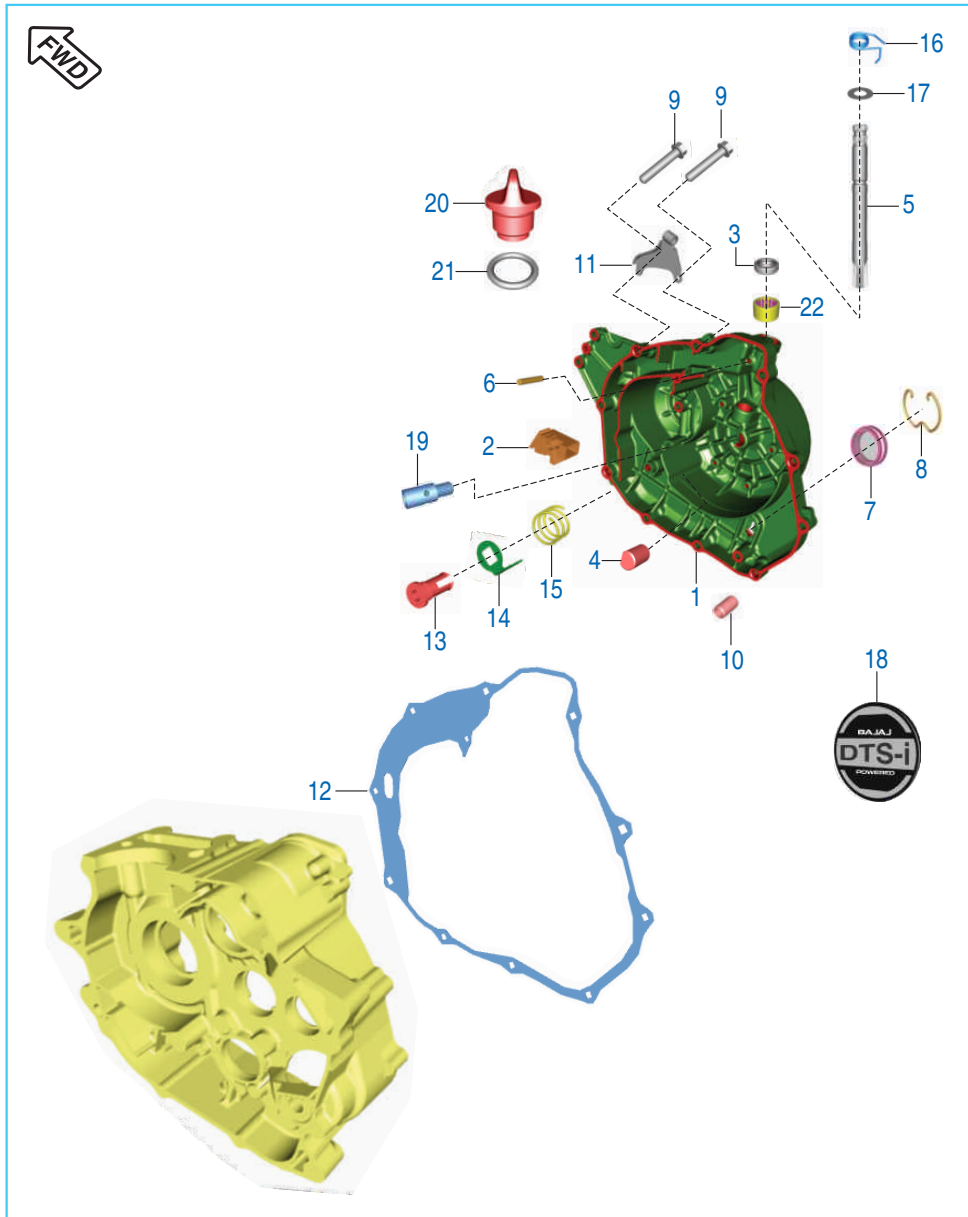
No.	Part No.	Description	Qty.	Remarks
1	DK 1018 15	Engine Assembly with starter motor	1	
2	36 PD00 22	Kit Assly Crankcase RH	1	Refer Kit Details
3	59 0500 02	Stud Bolt (M 10)	2	
4	AA 1014 37	Screw Pre - Coated	1	
5	DH 1018 96	Gasket Crankcase	1	
6	39 2583 20	Bearing Ball (For Input Shaft)	1	
	KP AF60 04	Bearing ball - ORD clearance & HN3	1	
7	59 2000 27	Bearing Ball (For Output shaft)	1	
8	39 2180 06	Dowel Pin	2	
9	39 2601 20	Bearing Ball For Drive Complete Gear Shift	1	
10	DH 1014 87	Plate Stopper	1	
11	39 2180 06	Dowel Pin	2	

Crankcase LH



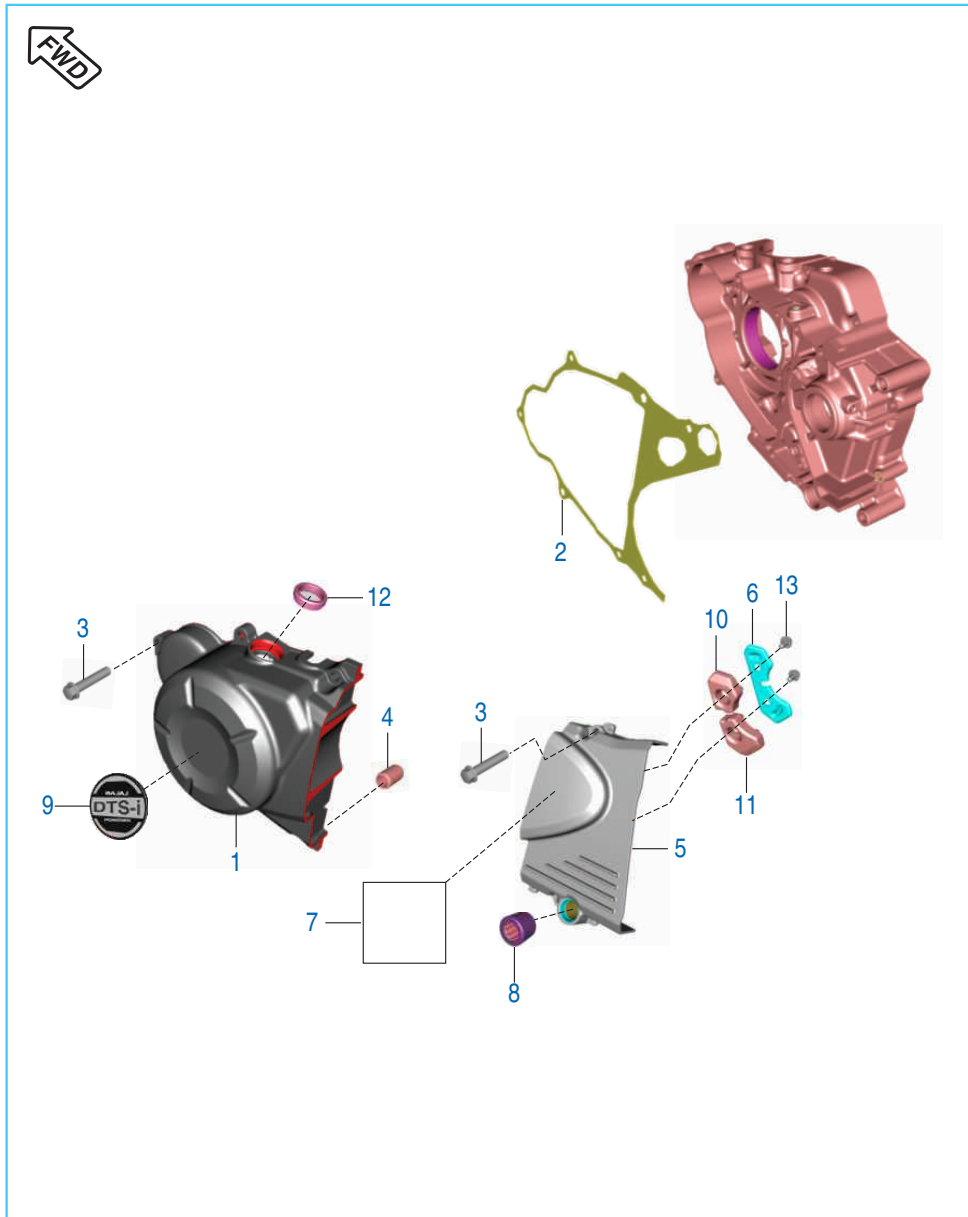
No.	Part No.	Description	Qty.	Remarks
1	36 PD00 13	Kit Assly Crankcase LH	1	Refer Kit Details
2	59 0500 02	Stud	2	
3	DK 1010 94	Guide Starter Assembly	1	
4	39 2188 19	Oil Seal	1	
5	59 2100 06	O' Ring	1	
6	DK 1010 97	Damper Axial (Rubber)	1	
7	39 0752 01	Screw CSK Cross	3	
8	39 2603 20	Bearing Ball (for Input Shaft)	1	
9	59 2000 06	Bearing Ball (for Output Shaft)	1	
10	59 2000 28	Bearing Ball Balancer RH	1	
11	30 1010 14	Oil Seal (For Output Shaft)	1	
12	39 2190 19	Oil Seal (For Shift Lever)	1	
13	DH 1012 03	Breather Pipe	1	
14	DH 1017 19	Rubber Tube	1	
15	DS 1012 34	Spring Clip	1	
16	DH 1016 61	Plug Drain Magnetic	1	
17	31 1011 06	Gasket For Plug Drain Magnetic	1	
18	DK 1013 80	Neutral Switch Complete	1	
19	KJ AB10 19	O Ring	1	
20	39 1677 04	Bolt	8	
21	59 2000 07	Needle Roller Bearing (30*37*16)	1	
22	DK 2010 28	Cable Assembly (Battery To Earth)	1	
23	39 2448 11	Plain Washer	1	
24	39 0849 14	Toothed Washer	1	
25	DH 1016 39	Lock Screw Earthing	1	
26	DK 1015 77	Thermal Sensor With Aluminum Gasket	1	
27	DH 1013 85	Flange Bolt	1	

Cover RH



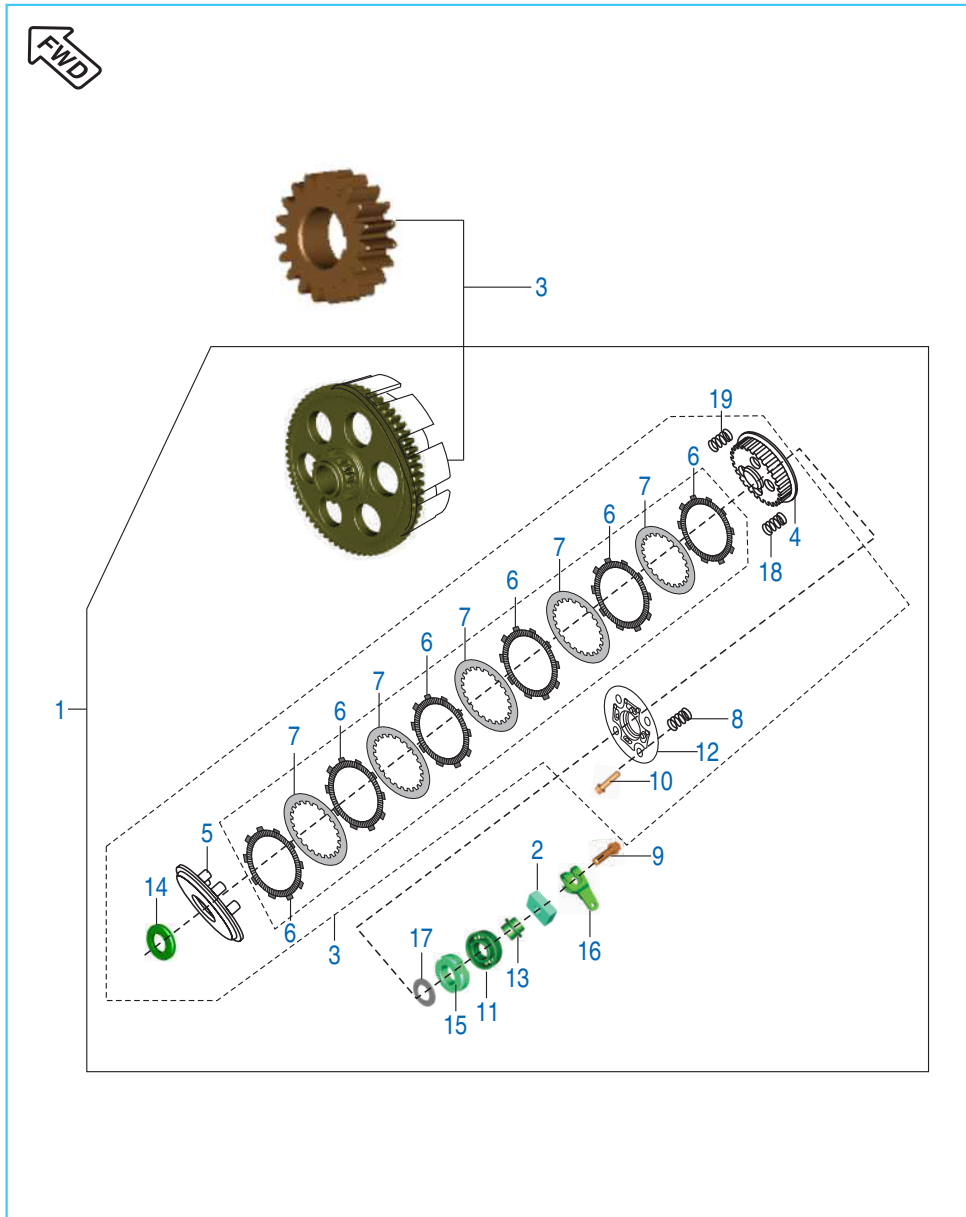
No.	Part No.	Description	Qty.	Remarks
1	52 DK06 88	Cover Complete RH Slate Gray	1	
2	DH 1011 97	Grommet Breather	1	
3	39 1041 19	Seal Oil	1	
4	DH 1011 41	Rack Clutch Push	1	
5	DH 1011 42	Shaft Clutch Release	1	
6	DK 1012 51	Parallel Pin	1	
7	DG 1014 18	Gauge	1	
8	DS 1012 15	Clip Wire	1	
9	DS 1013 53	Bolt	10	
10	39 0999 06	Pin Dowel	2	
11	DK 1012 52	Bracket Clutch Cable	1	
12	DH 1011 54	Gasket Cover RH	1	
13	DK 1014 80	Plunger Oil Pump	1	
14	DH 1210 11	Plate Plunger Oil	1	
15	DH 1210 12	Spring Joint 'A'	1	
16	DH 1015 44	Spring Torsion Clutch Lever	1	
17	39 2443 11	Washer (Spring Steel)	1	
18	DK 1017 38	Decal Clutch Cover	1	
19	AA 1018 83	Pressure Relief Valve Assembly	1	
20	DS 1010 71	Cap Oil Filler	8	
21	DH 1011 52	'O' Ring Oil Level Gauge	1	
22	39 1990 20	Needle Roller Bearing	2	

Cover Magneto



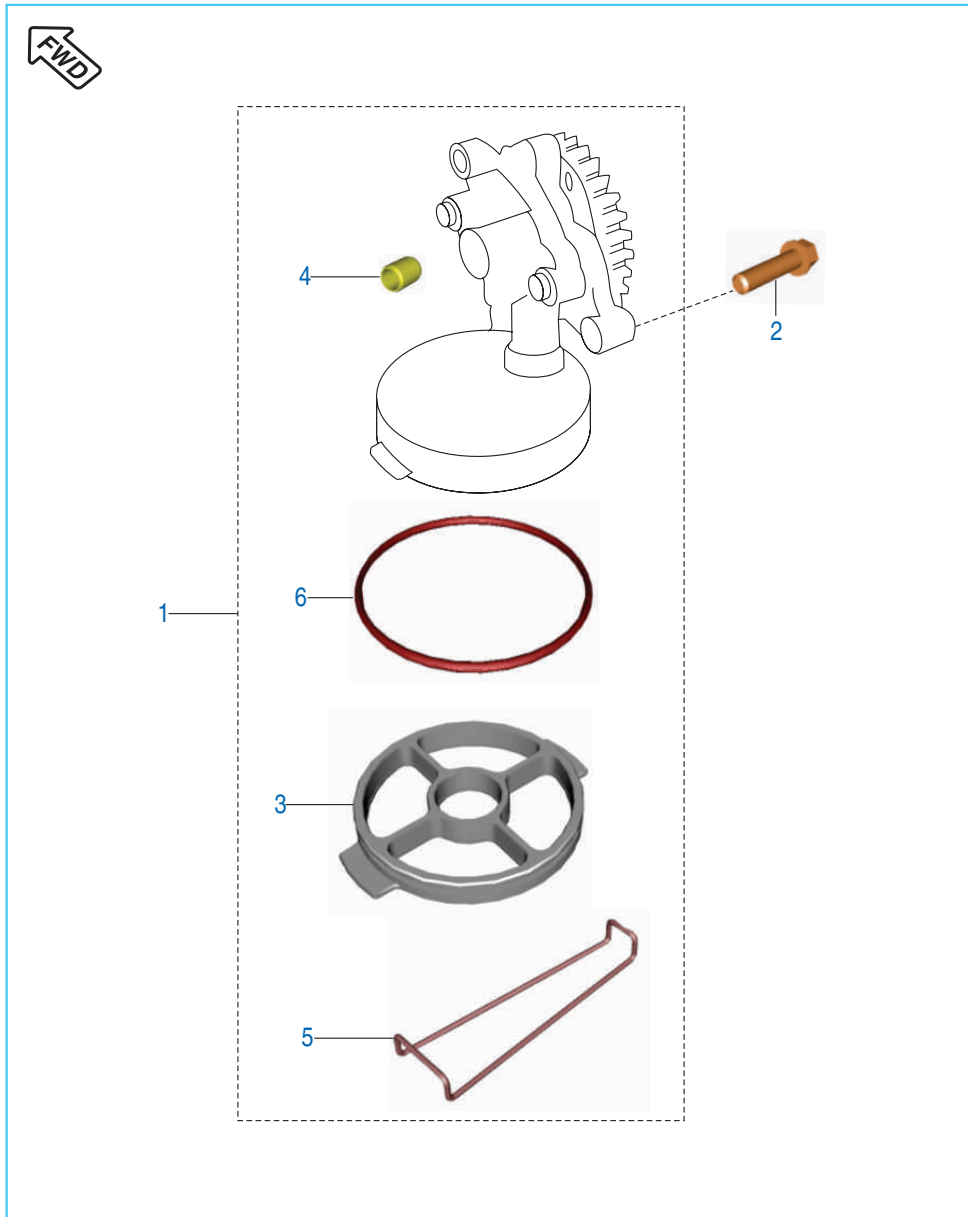
No.	Part No.	Description	Qty.	Remarks
1	52 DK06 91	Assembly Cover Magneto	1	
2	DV 1010 42	Gasket Magneto Cover	1	
3	DS 1013 53	Bolt	7	
4	39 0999 06	Pin Dowel	2	
5	56 DJ3Z 1Y	Cover LH RR	1	
6	DH 1012 93	Plate Damper Cover LH Rear	1	
7	DJ 1612 28	Gear Shift Label	1	
8	AP 1010 43	Bearing Needle Bendix	1	
9	JE 5412 12	Decal DTS-I Magneto	1	
10	DH 1012 92	Damper A Cover LH RR	1	
11	DH 1012 94	Damper B Cover LH RR	1	
12	DG 1014 18	Gauge	1	
13	DH 1013 88	Bolt (M5 x 10)	2	

Clutch Assembly



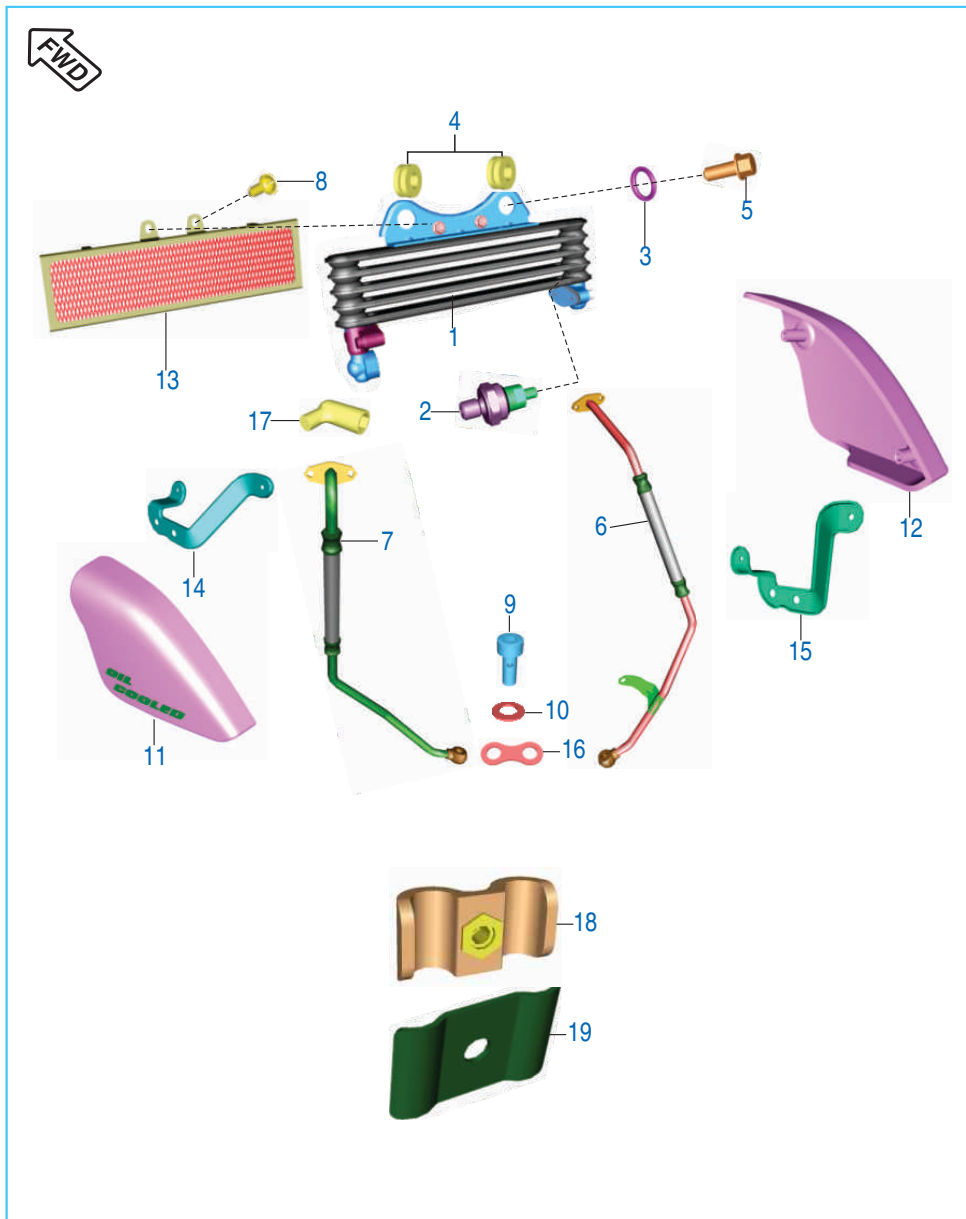
No.	Part No.	Description	Qty.	Remarks
1	PD 5514 18	Clutch assembly comp.	1	
2	DH 1012 75	Nut	1	
3	36 Dk00 38	Kit Primary Drive & CI Housing	1	Refer Kit Details
4	PD 5514 21	Clutch Center	1	
5	DK 1015 69	Plate Clutch Pressure	1	
6	36 PD00 30	Kit Friction Plate	1	Refer Kit Details
7	DK 1015 65	Plate Clutch	5	
8	PD 5514 20	Spring Clutch Capacity	5	
9	39 1674 04	Bolt	1	
10	DK 1015 74	Bolt	5	
11	39 2617 20	Bearing Clutch lifter thrust	1	
12	DK 1015 73	Plate Clutch Lifter	1	
13	DK 1010 72	Rod Clutch Lifter	1	
14	DK 1011 26	Spacer Clutch	1	
15	DH 1016 48	Nut Clutch Center	1	
16	DK 1016 36	Lever Assembly Clutch	1	
17	39 2200 11	Washer Primary Drive Gear	1	
18	DK 1015 70	Seat Judder Spring	1	
19	DK 1015 71	Spring Judder	1	

Oil Pump Assembly



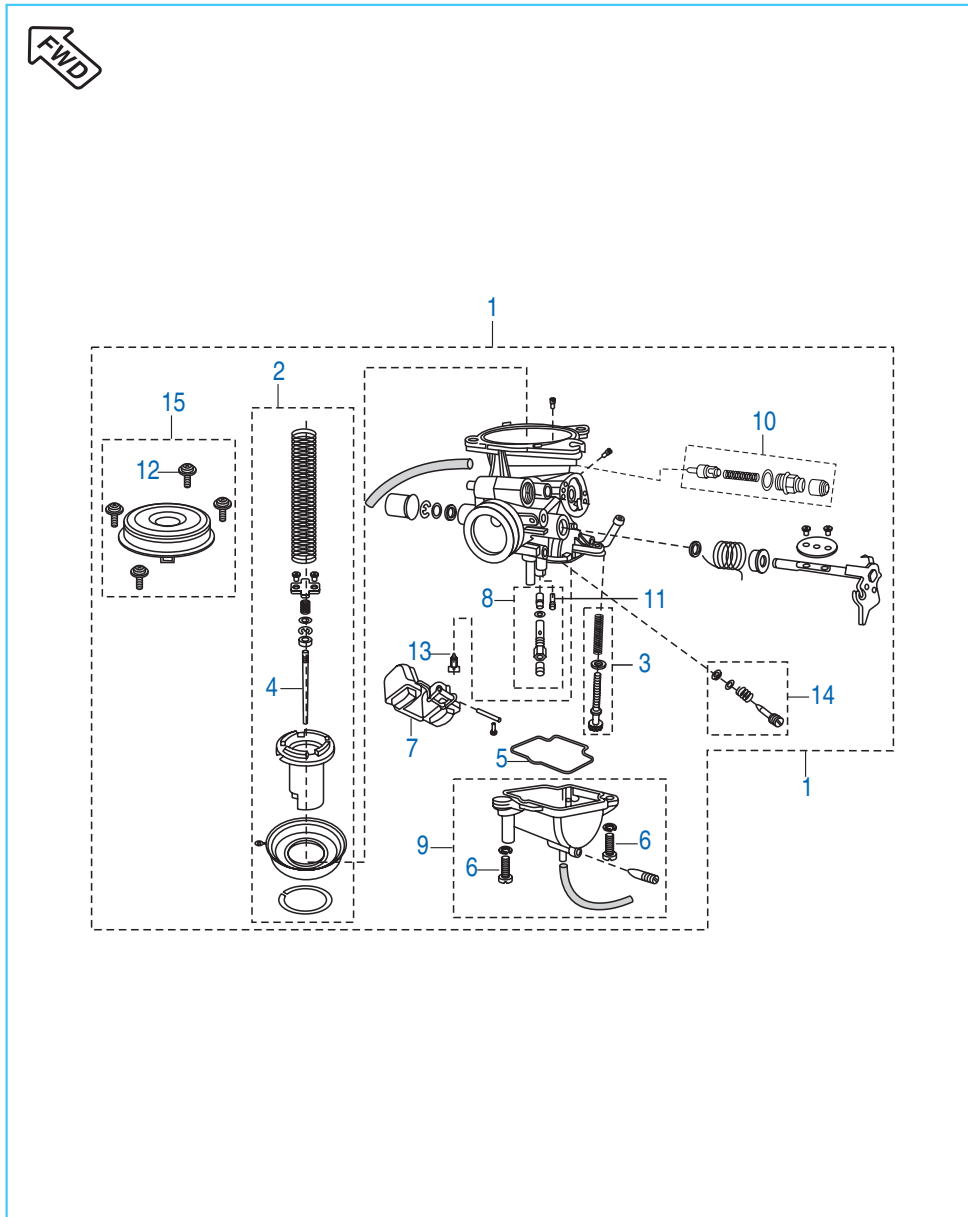
No.	Part No.	Description	Qty.	Remarks
1	52 DH01 69	Oil Pump Assembly	1	
2	39 1674 04	Flange Bolt	3	
3	DH 1210 10	Mesh Filter Oil Pump	1	
4	39 1686 06	Hollow Dowel Pin	1	
5	DH 1210 35	Clip Mesh Oil Filter	1	
6	39 2194 21	'O' Ring	1	

Oil Cooler Assembly

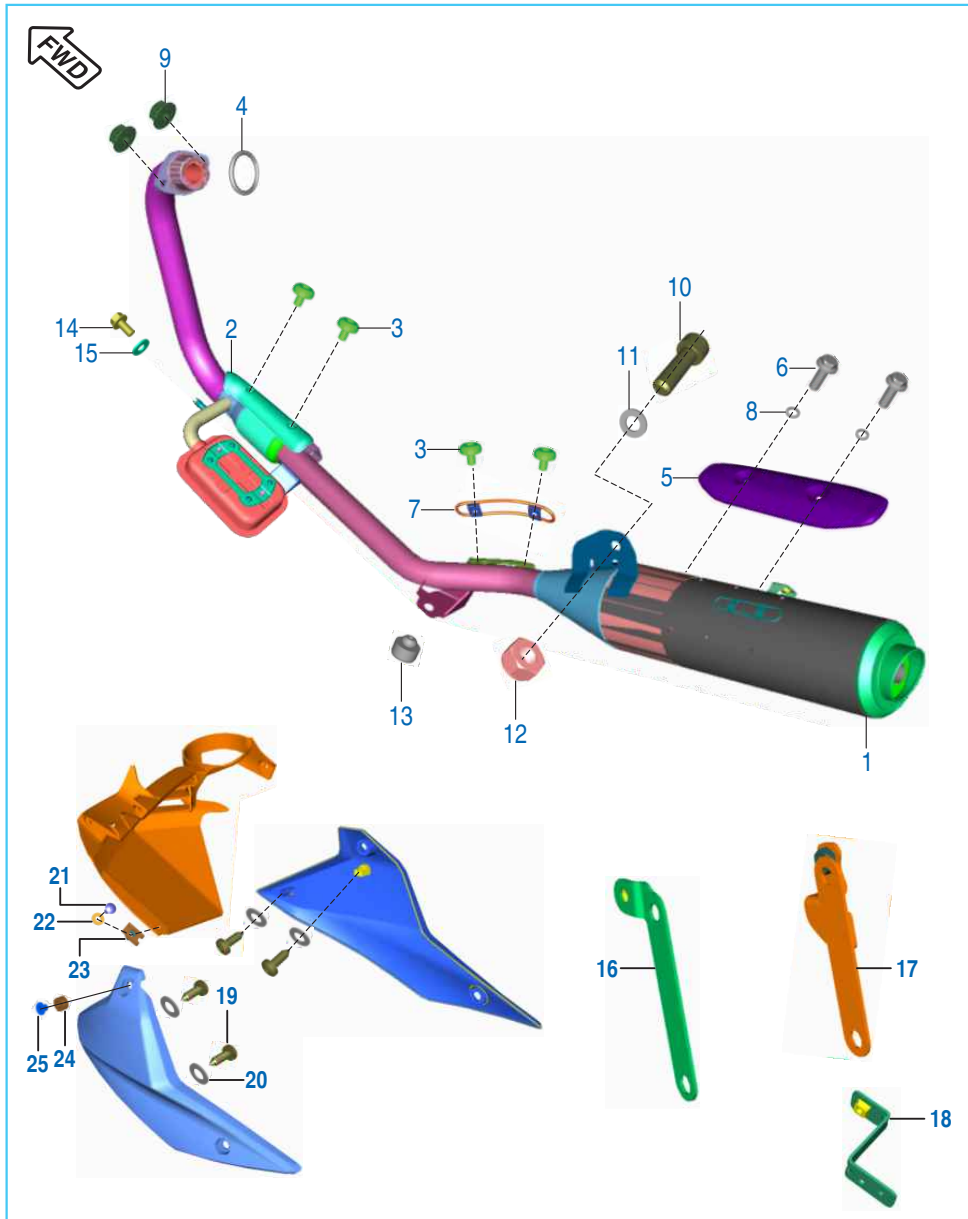


No.	Part No.	Description	Qty.	Remarks
1	DK 1016 34	Oil cooler assembly	1	
2	DK 1012 25	Switch Oil Pressure	1	
3	DK 1013 40	'O' ring (Oil Cooler Pipe)	1	
4	DK 1610 81	Rubber Grommet Fairing Lower Mtg.	2	
5	39 1672 04	Flange Bolt	4	
6	DK 1016 30	Pipe Inlet Oil Cooler	1	
7	DK 1016 31	Pipe outlet oil cooler	1	
8	39 2697 04	Hexagon head screw	2	
9	DK 1013 66	Bolt Special Banjo	2	
10	DK 1012 37	Copper Washer (oil cooler)	2	
11	DK 1611 88	Cap Oil Cooler LH	1	
12	DK 1611 89	Cap Oil Cooler RH	1	
13	DK 1016 35	Cover Oil Cooler	1	
14	DK 1611 86	Oil Cooler Cap Bracket LH	1	
15	DK 1611 87	Oil Cooler Cap Bracket RH	1	
16	DK 1012 79	Washer Cooler Pipe	1	
17	JB 4022 02	Grommet oil Pressure Switch	1	
18	DK 1012 77	Bracket Upper (Oil Cooler Pipe)	1	
19	DK 1012 78	Bracket Lower (Oil Cooler Pipe)	1	

Carburettor Assembly



No.	Part No.	Description	Qty.	Remarks
1	DK 1210 92	Carburettor Assembly.	1	
2	DK 1210 69	Piston valve Assembly Kit	1	
3	DK 1210 41	Vaccum Adjuster kit	1	
4	DK 1210 56	Jet needle (JN)	1	
5	36 JE00 22	Kit 'O' Ring & Gasket	1	
6	DK 1210 44	Screw	2	
7	24 1213 65	Float Assembly.	1	
8	DK 1210 70	Jet Kit	1	
9	36 DK00 60	Float Chamber body Kit	1	
10	DJ 1210 59	Set Plunger Assembly	1	
11	DK 1210 63	Pilot Jet	1	
12	DH 1210 63	Screw Cover	4	
13	DK 1210 47	Needle Assembly.	1	
14	DK 1210 48	Pilot Screw Kit	1	
15	36 DK00 61	Top Cap Assembly. Kit	1	

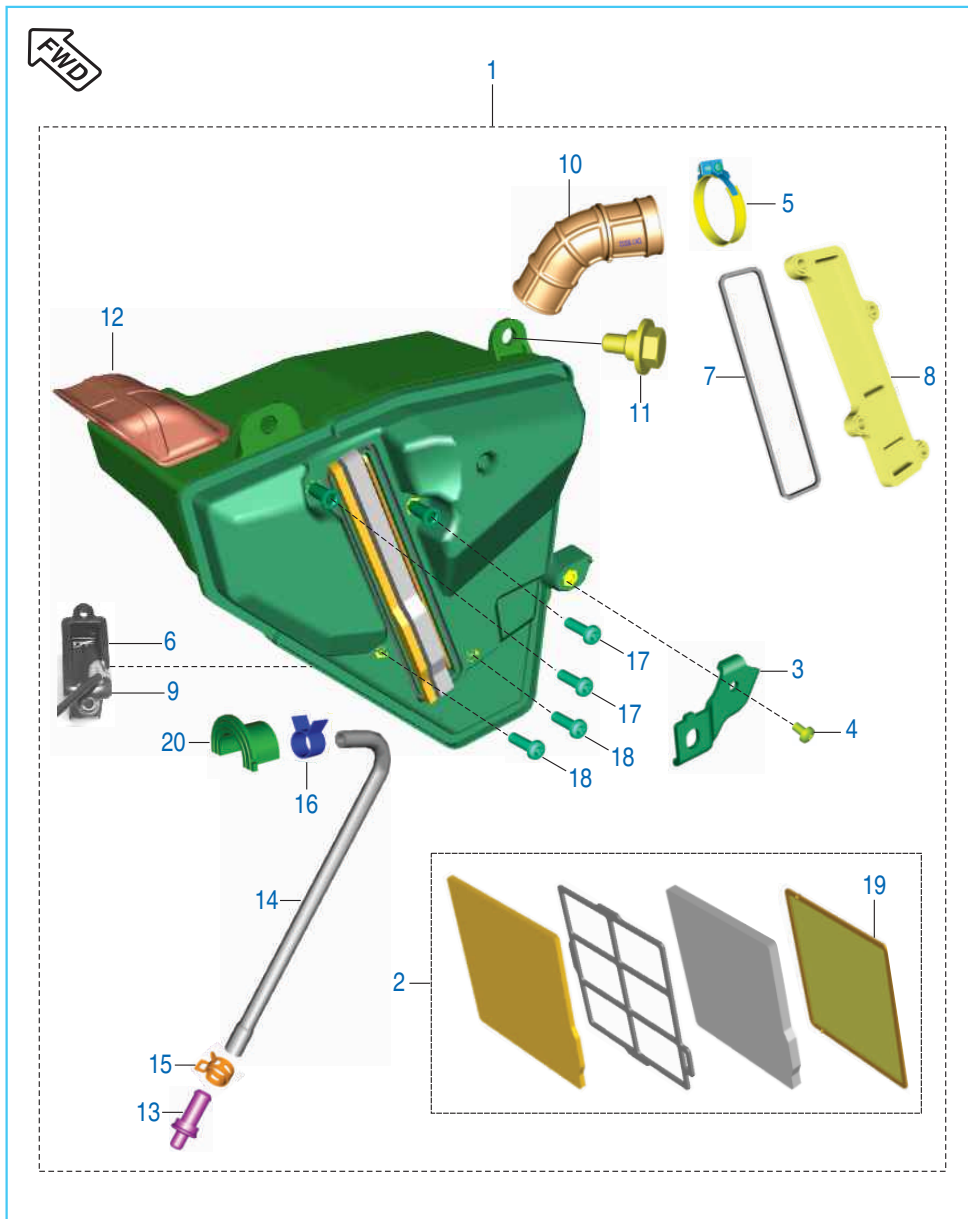


Front Wheel Direction

Silencer Assembly & Belly Pan

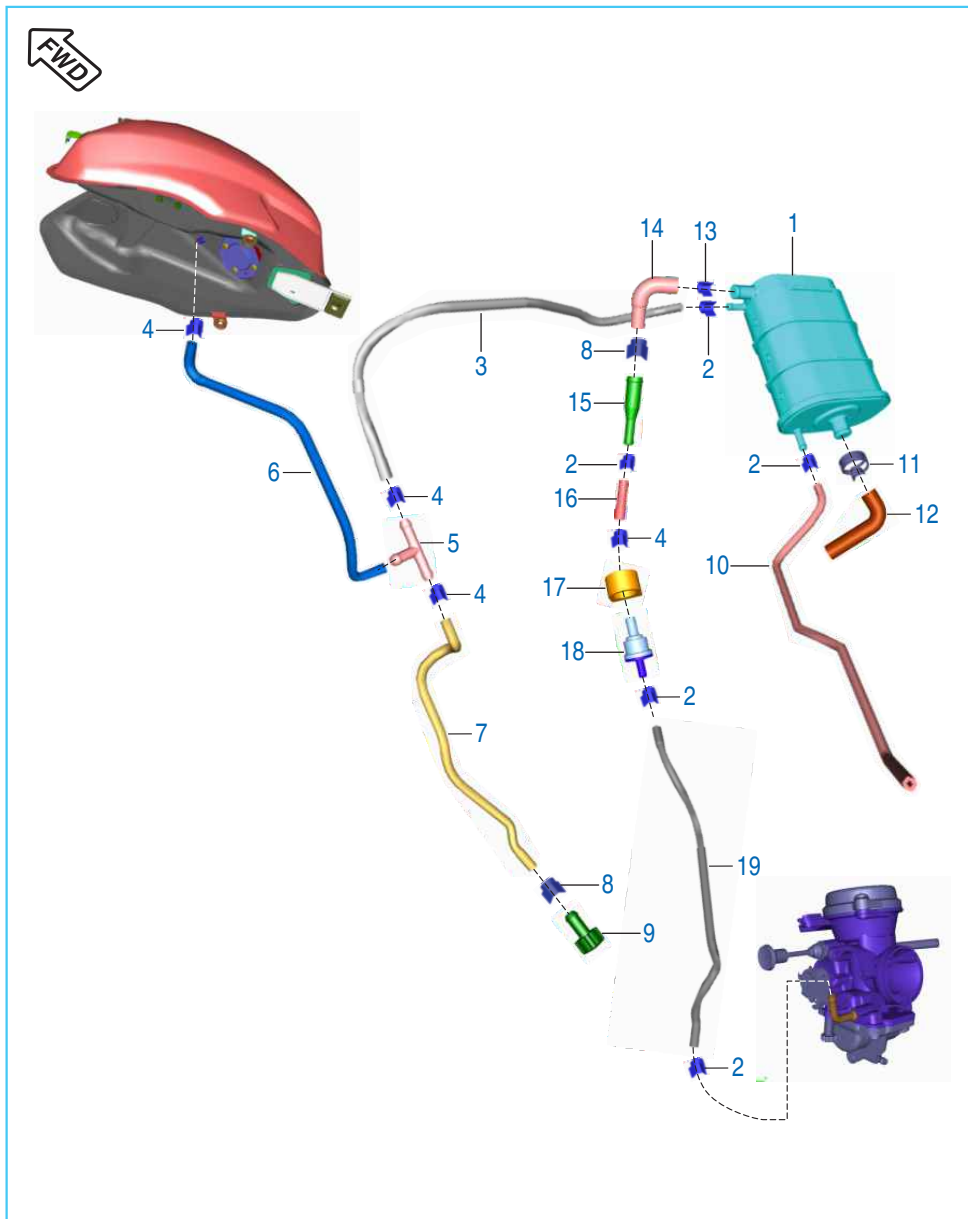
No.	Part No.	Description	Qty.	Remarks
1	YD K060 02	Silencer Assembly. W/o shield	1	
2	DK 1018 53	Shield Exhaust Tube	1	
3	DH 1016 07	Truss screw	4	
4	DJ 1010 64	Gasket exhaust	1	
5	DK 1018 51	Guard Pillion	1	
6	LA E000 52	Bolt Flanged	2	
7	DK 1013 05	Wire Shield Assembly	1	
8	DK 1016 98	Washer Guard Pillion	2	
9	39 1970 15	Hex Nut / Flange - M8	2	
10	DK 1013 14	Bolt socket head M10 x 50	1	
11	39 0201 11	Washer - plain	1	
12	DD 1610 71	U - Nut M10 x 1.25	1	
13	DG 1611 24	Damper	1	
14	DK 1016 10	Bolt (M5) (SS 304)	1	
15	39 2492 11	Plain washer	1	
16	DK 1614 43	Bracket belly pan front LH	1	
17	DK 1614 44	Bracket belly pan front RH	1	
18	DK 1614 47	Bracket belly pan rear RH	1	
19	KB RA42 13	Screw tapping pan cross	4	
20	KD AE04 08	Washer plain small	4	
21	KB UA05 12	Screw truss	1	
22	KD BA05 12	Washer plain	1	
23	DJ 1612 29	Clip nut M5	1	
24	DP 1810 41	Damper	4	
25	DP 1810 40	Collar	4	

Air Cleaner Assembly



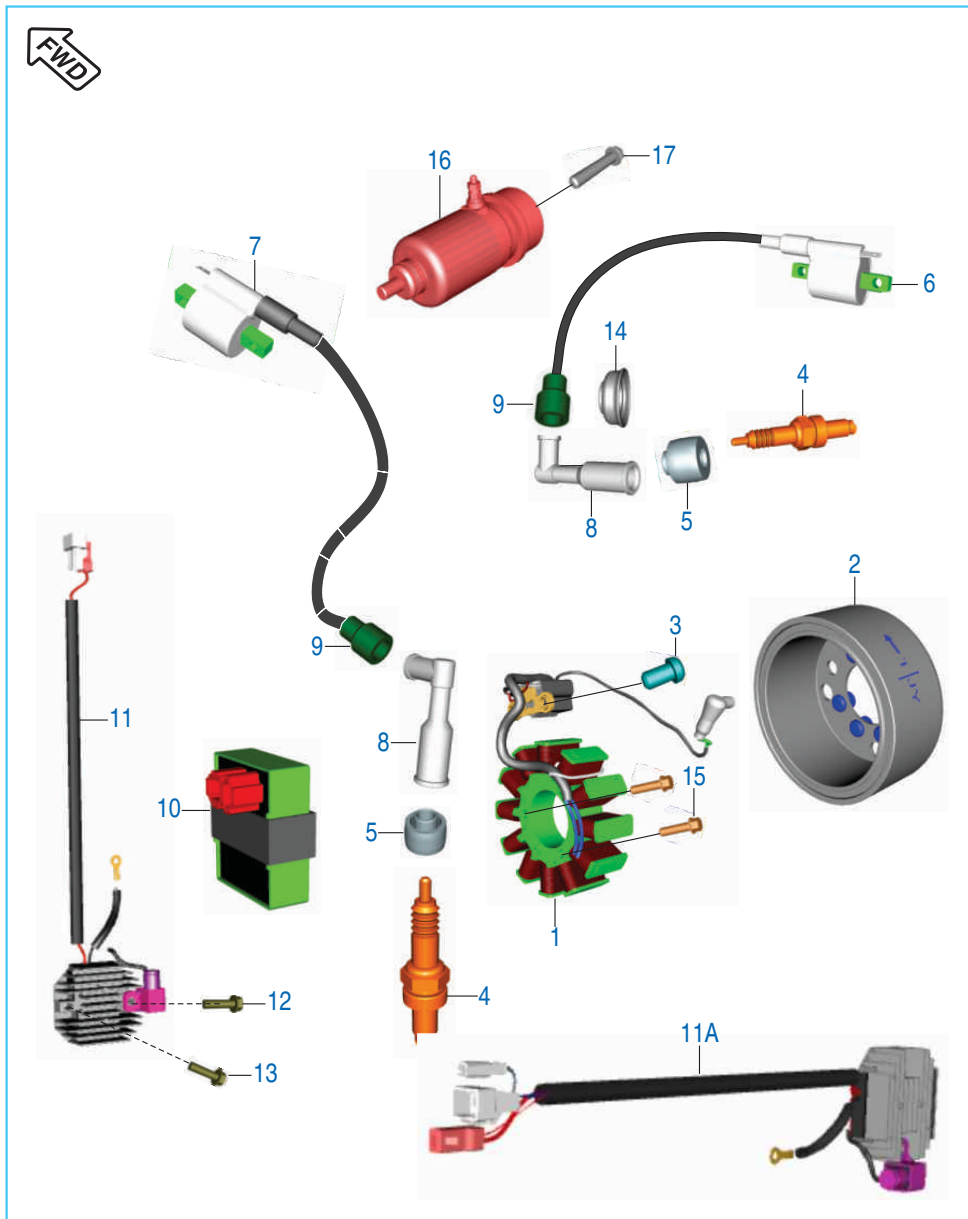
No.	Part No.	Description	Qty.	Remarks
1	DK 1210 86	Air Filter SAI	1	
2	36 DK01 60	Kit air filter element & cover 'O' ring	1	
3	DH 1614 16	Bracket lock	1	
4	39 1780 01	Screw Pan - M5	1	
5	AP 1210 64	Clamp	1	
6	DK 1110 40	IR sensor	1	
7	DK 1210 15	'O' Ring	1	
8	DJ 1210 82	Cartridge Assembly	1	
9	DK 1210 22	Grommet IR sensor	1	
10	DK 1210 39	Connecting Tube	1	
11	DS 1612 24	Bolt Step with Flange	3	
12	DS 1211 16	Duct	1	
13	DS 1211 26	Plug	1	
14	DS 1211 17	Drain Tube A/F	1	
15	DG 1210 02	Clamp (Hose C'case Breather)	1	
16	AA 1410 48	Spring Band Clip 10 MM	1	
17	KB BA05 25	Screw Pan Cross	2	
18	KB BA05 16	Screw Pan Cross	2	
19	DK 1210 05	Flame Arrester Complete	1	
20	DK 1210 11	Cap Breather Pipe	1	

EVAP Mechanism



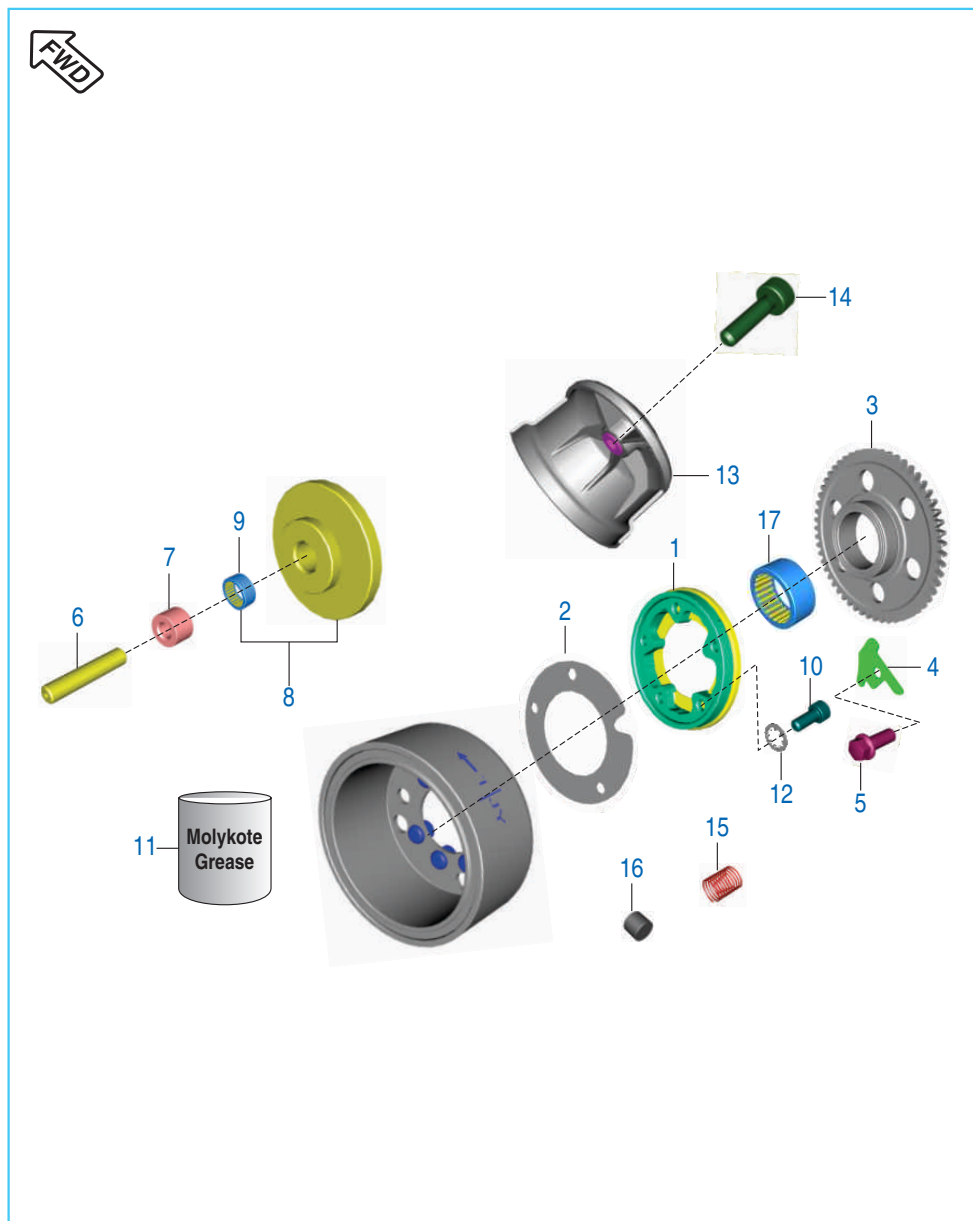
No.	Part No.	Description	Qty.	Remarks
1	JY 1710 77	Canister	1	
2	JY 1710 70	Spring Band Clamp 9 x 8.4	5	
3	DJ 1410 73	Tube T Connector To Canister	1	
4	JG 1710 29	Spring Band Clamp 11.5 X 8.4	4	
5	GL 1710 36	Connector For Breather And Vapor Tube	1	
6	DJ 1410 72	Tube Tank To T Connector	1	
7	DJ 1410 74	Tube Condensate Fuel Drain	1	
8	JY 1710 90	Spring Band Clamp 13 x 12	2	
9	JY 1718 25	Plug Fuel Drain	1	
10	DH 1410 73	Tube Canister Drain	1	
11	JH 1716 02	Clamp - Canister Breather	1	
12	DH 1410 74	Tube Canister Breather	1	
13	JY 1710 69	Spring Band Clamp 15 x 10	1	
14	DJ 1410 70	Tube Canister To Connector	1	
15	JG 1710 86	Connector Tube EVAP	1	
16	DJ 1410 77	Tube Connector To Purge Valve	1	
17	JH 1710 48	Grommet Purge Valve	1	
18	PD 1716 16	Valve Purge	1	
19	DK 1410 57	Tube Purge Valve To Carburetor	1	

Magneto, CDI & H.T. Coil



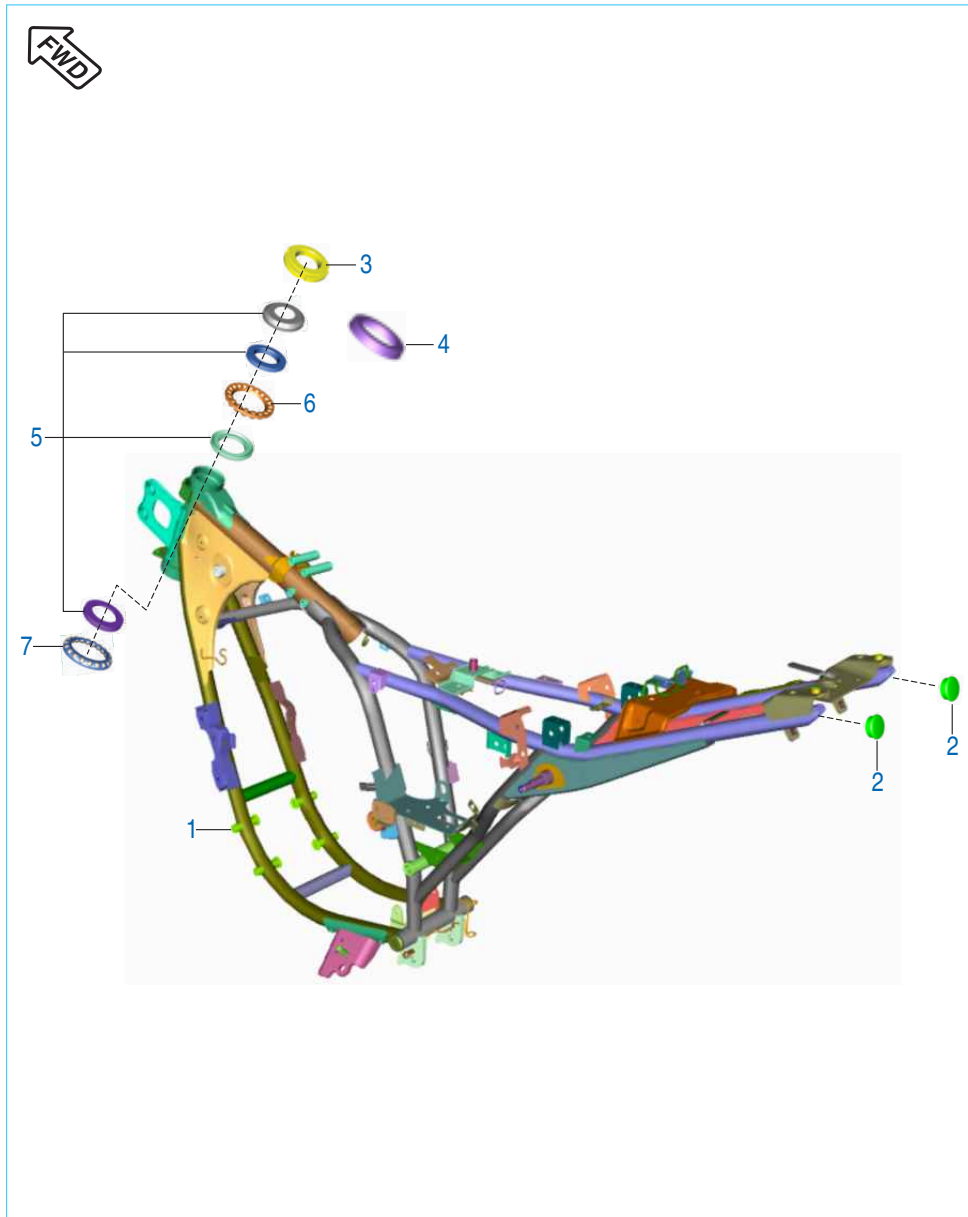
No.	Part No.	Description	Qty.	Remarks
1	DK 1110 79	Stator Assembly	1	
2	JC 1110 28	Rotor Assembly Without Clutch	1	
3	DH 1013 81	Pan Head Screw (Pick up Coil Mtg.)	2	
4	DK 1110 28	Spark Plug	2	
5	DH 1110 13	Grommet Spark Plug	2	
6	JC 1110 22	H.T. Coil LH	1	
7	JC 1110 23	H.T. Coil RH	1	
8	DH 1110 15	Cap Spark Plug	2	
9	DD 1110 12	Grommet H.T. Cable	2	
10	DK 1110 81	CDI Non TPS Assembly K3	1	
11	DK 2011 39	Regulator Assembly - Single Phase	1	
11A	DK 2011 60	Regulator Assembly	1	AHO Model
12	KA DA06 30	Bolt Flanged	1	
13	39 1955 04	Bolt Flanged - Small	1	
14	DH 1110 16	Grommet Spark Plug Cap	1	
15	DH 1013 86	Hex Bolt Stator Mounting	2	
16	JC 1110 07	Assembly Starter Motor	1	
17	DS 1013 53	Bolt	2	

Starter Assembly



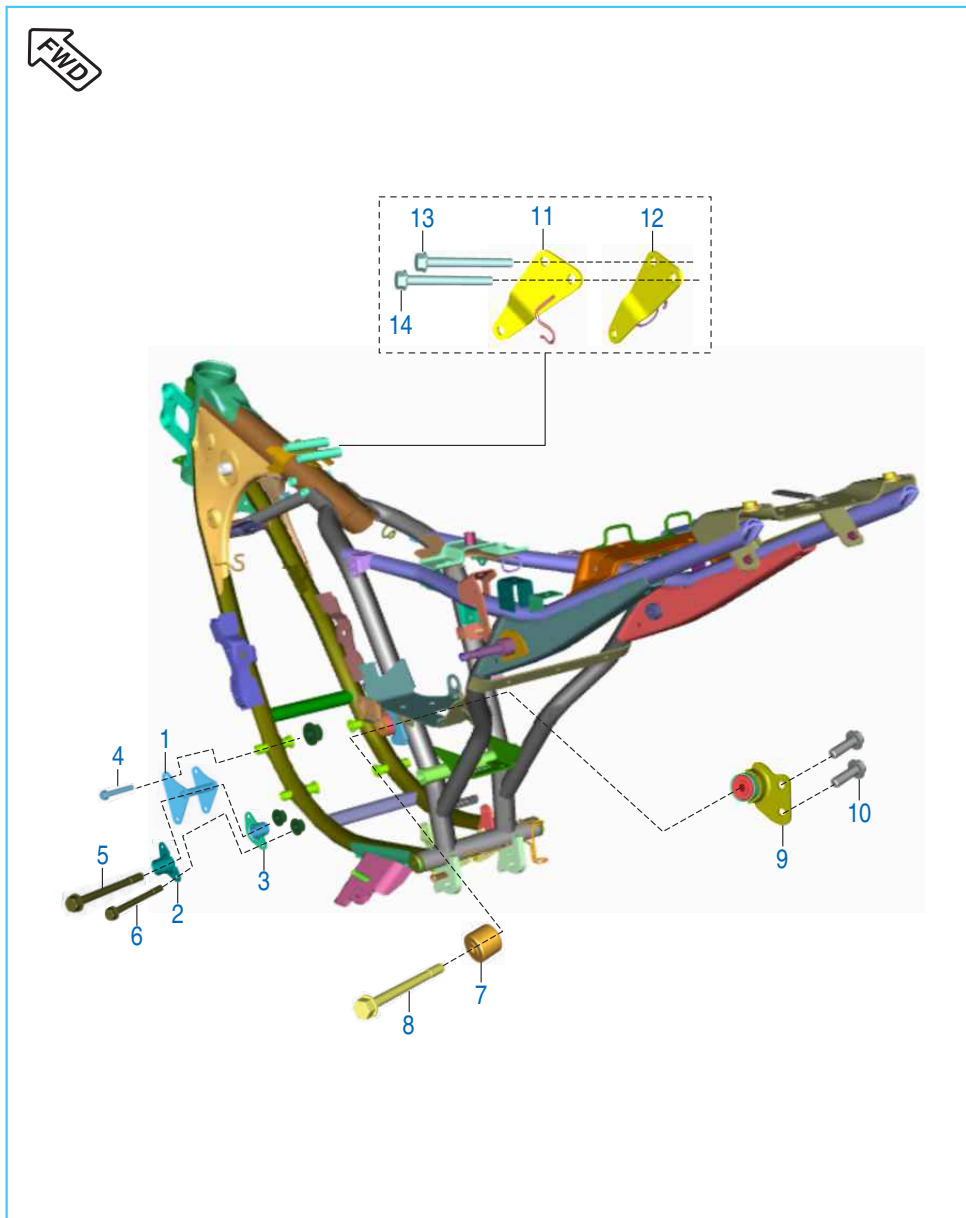
No.	Part No.	Description	Qty.	Remarks
1	36 DK00 76	Kit Body Starter Clutch	1	
2	DK 1016 05	Plate Roller Clutch	1	
3	JC 1011 12	Gear Starter Clutch	1	
4	DH 1015 81	Plate Starter Clutch Gear Return	1	
5	DH 1013 85	Bolt	1	
6	DK 1011 76	Shaft Starter Counter	1	
7	DH 1011 72	Collar Starter Counter	1	
8	JC 1011 15	Assembly Gear Starter Counter (14T)	1	
9	59 2000 07	Needle Roller Bearing	1	
10	39 0972 04	Bolt Socket M6	3	
11	36 DK00 45	Grease Molykote (200 gm box)	1	
12	39 0849 14	Washer Lock - Toothed	3	
13	56 DJ4E 1Y	Cover Starter Motor	1	
14	DH 1013 89	Bolt Socket	1	
15	DK 1015 96	Spring Starter Clutch	5	
16	DH 1011 63	Roller Clutch	5	
17	59 2000 07	Needle roller bearing	1	

Frame and Frame Fittings



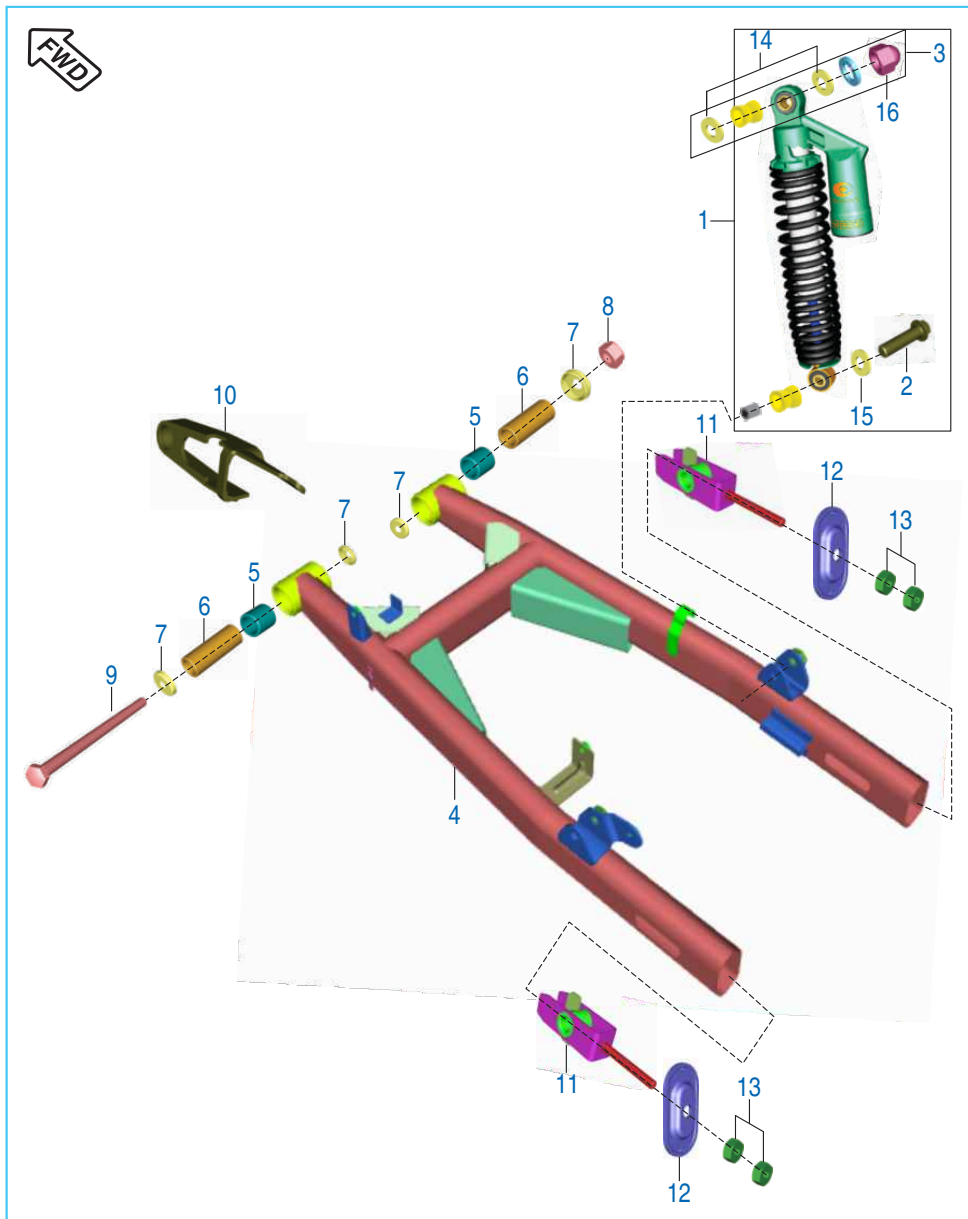
No.	Part No.	Description	Qty.	Remarks
1	DK 1614 09	Frame Assembly. Comp.	1	
2	DH 1611 12	Cup Rear	2	
3	DK 1810 75	Nut Steering	1	
4	PD 1510 06	Cap Steering	1	
5	36 DV00 08	Bearing Cone Kit	1	Refer Kit Details
6	DK 1810 50	Cage Bearing Steering Top	1	
7	DK 1810 51	Cage bearing lower	1	

Engine Mountings



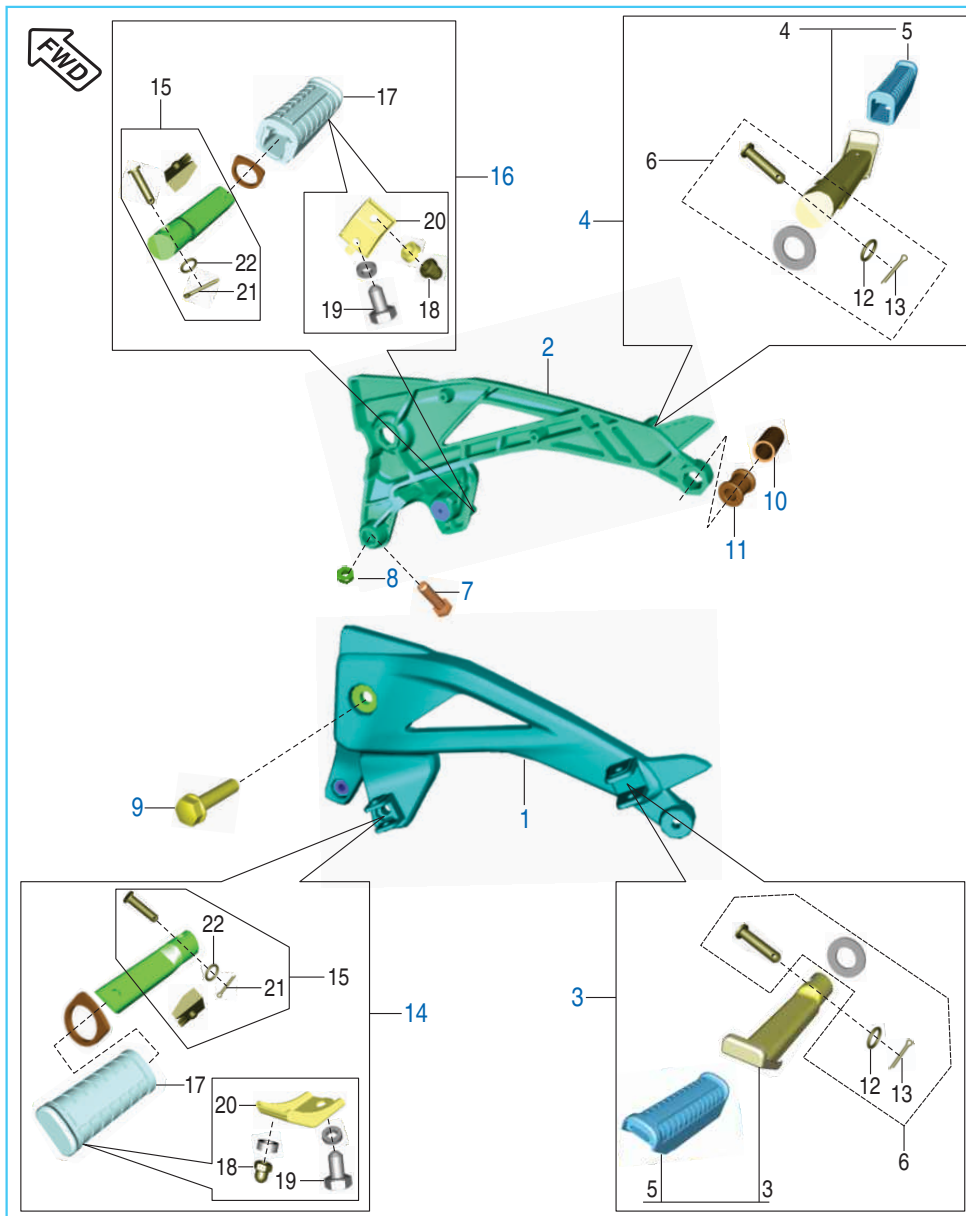
No.	Part No.	Description	Qty.	Remarks
1	DK 1610 96	Bracket Assembly Engine Mounting Front	1	
2	DH 1611 89	Bracket Complete LH Engine Mounting Frt.	1	
3	DH 1611 90	Bracket Complete RH Engine Mounting Frt.	1	
4	39 2312 04	Hex HD Bolt / Flange - M8	4	
5	59 0400 41	Bolt Flanged	1	
6	39 2571 04	Bolt Flanged	2	
7	DH 1612 73	Bush In Frame	1	
8	59 0400 43	Hex. Socket HD Cap Bolt	1	
9	DK 1611 61	Bracket Complete RH Engine Rear	1	
10	39 2310 04	Flanged Bolt	2	
11	DK 1614 23	Bracket LH Engine Hanger	1	
12	DK 1614 24	Bracket RH Engine Hanger	1	
13	59 0400 17	Hex HD Bolt Flanged - M8	1	
14	39 2311 04	Hex HD Bolt / Flange - M8	1	

Swing Arm / Rear Shock Absorber



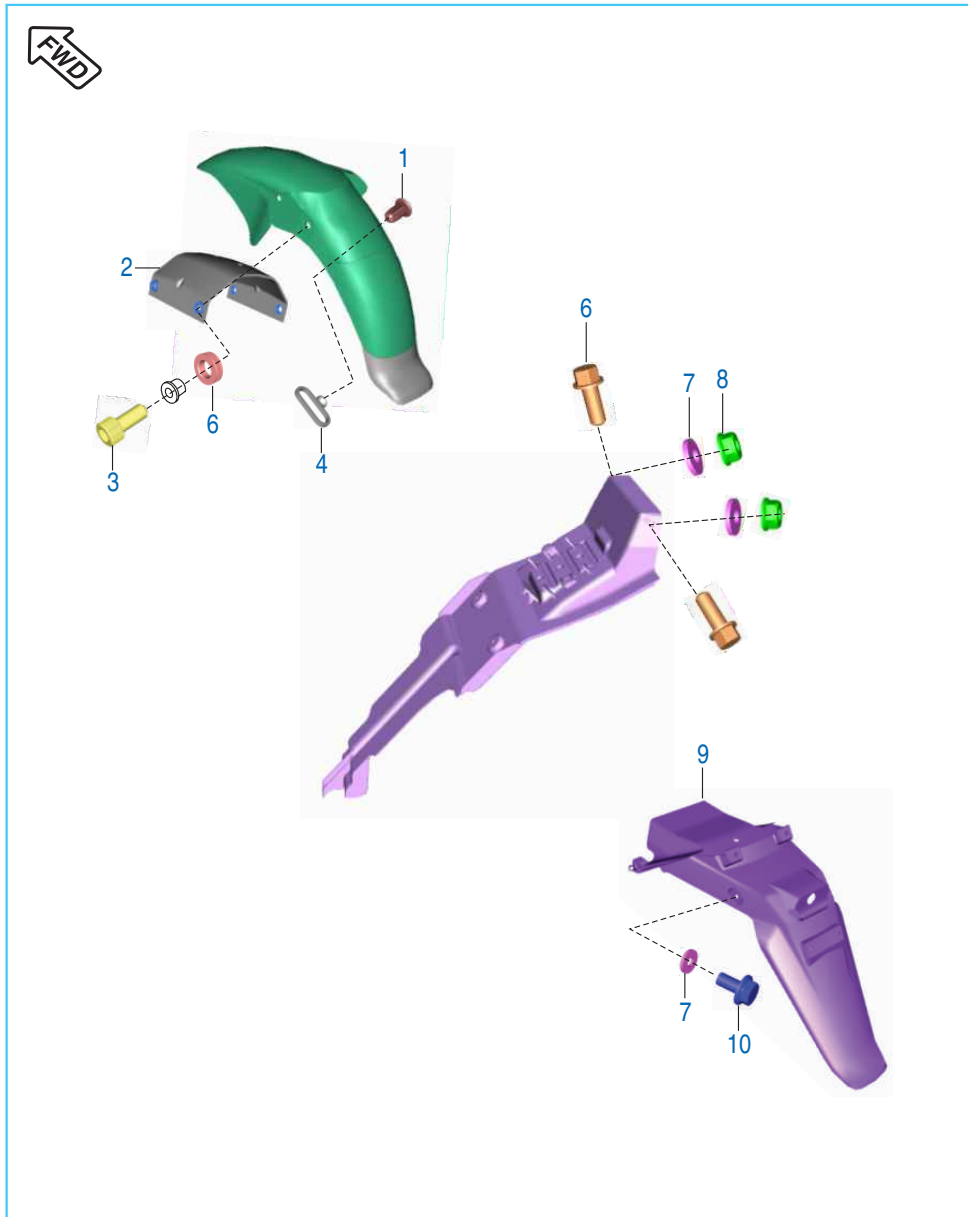
No.	Part No.	Description	Qty.	Remarks
1	DK 1710 14	Rear Shock Absorber	2	Refer Kit Details
2	DG 1710 38	Bolt Pre-coated	2	
3	36 DK00 12	Kit Bush Rear Shock Absorber	1	
4	DK 1710 11	Swing Arm Assembly	1	
5	DG 1710 18	Needle Bearing	2	
6	DK 1710 06	Sleeve for Swing Arm	2	
7	DG 1710 19	Seal Oil for Swing Arm	4	
8	DH 1710 19	'U' Nut Swing Arm	1	
9	DK 1710 03	Shaft Swing Arm	1	
10	DG 1710 34	Chain Slider Guard	1	
11	DJ 1710 44	Adjuster Chain	2	
12	JM 1710 04	Cap Chain Adjuster	2	
13	DG 1710 22	Hexagon Nut	4	
14	39 0714 11	Washer Plain	4	
15	KD AB08 16	Washer Plain Small	2	
16	39 2366 15	Domed Cap Nut - M12	2	

Rider & Pillion Foot Rest



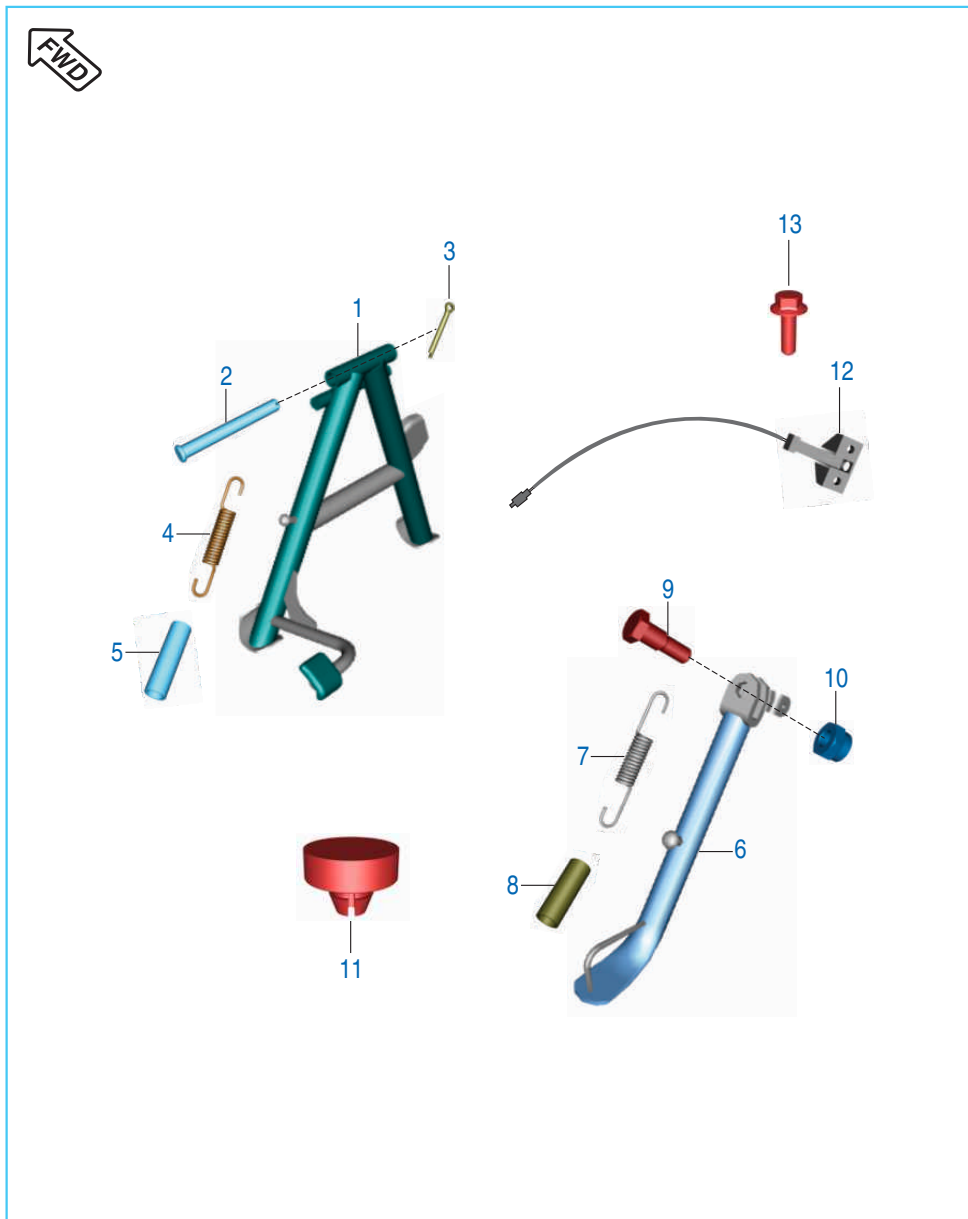
No.	Part No.	Description	Qty.	Remarks
1	56 DJ3X 1Y	Holder Step LH - Gray Matte Slate	1	
2	56 DJ3Y 1Y	Holder Step RH - Gray Matte Slate	1	
3	DJ 1611 28	Pillion Step Assembly Complete LH	1	
4	DJ 1611 29	Pillion Step Assembly Complete RH	1	
5	DJ 1611 22	Rubber Pillion Step	2	
6	36 DK00 13	Kit Hardware Pillion	2	Refer Kit Details
7	39 1069 01	Hexagonal head screw	2	
8	39 0292 15	Nut	2	
9	39 1714 04	Flanged Bolt	2	
10	DH 1611 57	Tube Silencer Mounting	2	
11	DH 1611 00	Damper Silencer Mounting	1	
12	30 1410 31	Ring O	2	
13	KH AA32 25	Pin Cotter	2	
14	DJ 1611 26	Main Step LH Assembly	1	
15	36 DK00 13	Kit Hardware Main Step	2	Refer Kit Details
16	DJ 1611 27	Main Step RH Assembly Complete	1	
17	DH 1610 53	Rubber Main Step	2	
18	39 0963 15	Domed Cap Nut M-8	2	
19	22 1504 51	Bolt Hex Head	2	
20	DH 1610 56	Plate Complete Lower Main Step	2	
21	39 0784 08	Pin Split	2	
22	30 1410 31	Ring O	2	

Mudguard - Front & Rear




No.	Part No.	Description	Qty.	Remarks
1	DJ 1610 69	Nail Cable guide	1	
2	DK 1610 98	Brace Fender	1	
3	59 0400 40	Step Bolt	4	Fender Front Mtg.
4	DS 1611 25	Cable Guide	1	For Cables
5	DK 1613 38	Fender Rear Front	1	
6	39 1680 04	Flange Bolt	2	
7	39 0711 11	Plain Washer	4	
8	39 0798 15	Nut Hexagon With Flange M6	4	
9	DK 1610 85	Fender Rear	1	
10	39 1680 04	Flange Bolt	2	

Center & Side Stand Assembly



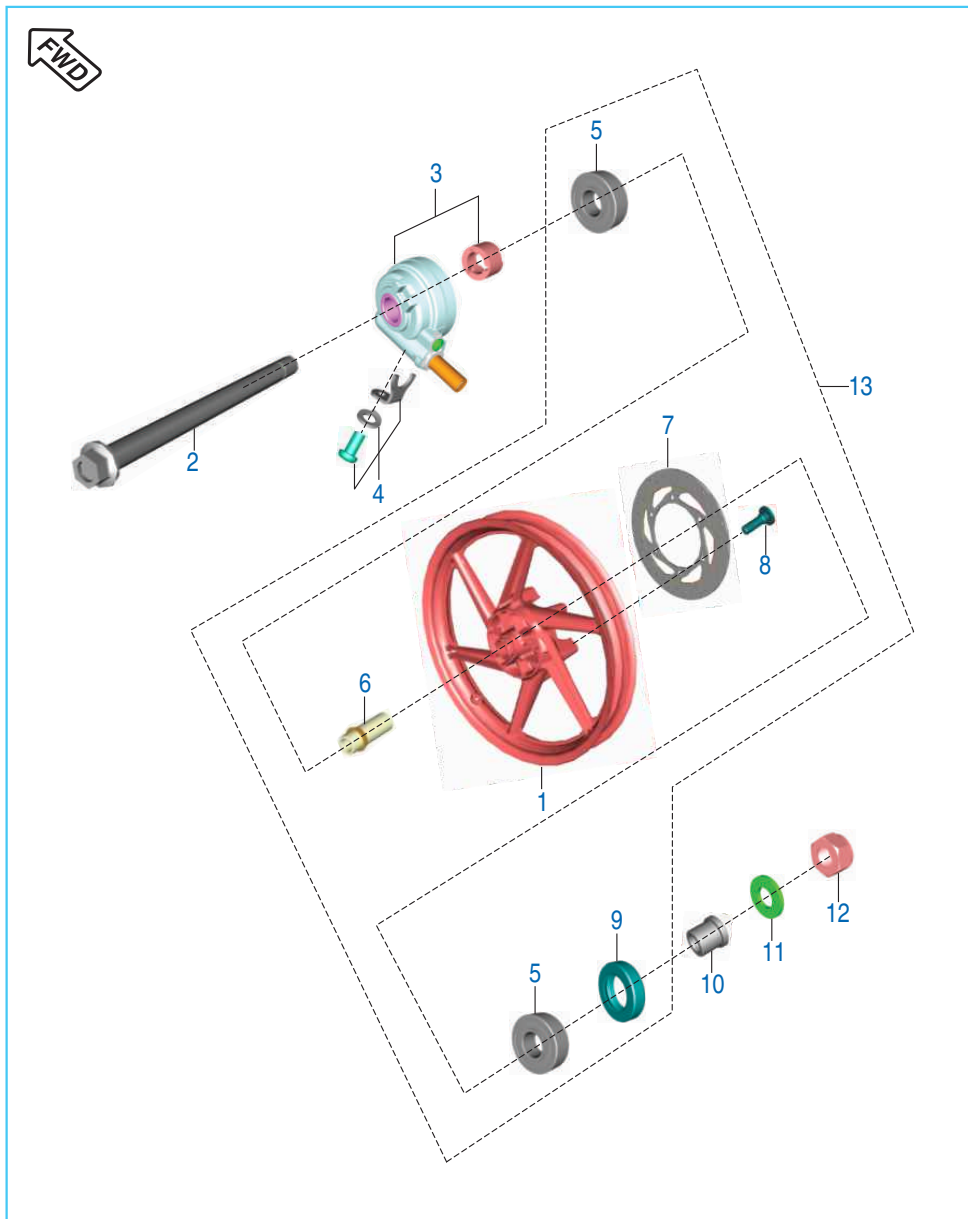
No.	Part No.	Description	Qty.	Remarks
1	DK 1611 22	Stand Center	1	
2	30 1611 57	Shaft Stand	1	
3	39 0787 08	Pin Cotter	1	
4	DH 1611 21	Spring Main Stand	1	
5	DH 1612 39	Cover Spring Center Stand	1	
6	JC 1610 17	Stand Side	1	
7	DH 1610 66	Spring Side Stand	1	
8	DH 1612 40	Cover Spring Side Stand	1	
9	DF 1611 02	Bolt	1	
10	39 0422 15	Nut	1	
11	DH 2010 65	Magnet Assembly	1	
12	JC 2010 39	Switch Side Stand	1	
13	39 2060 04	Flanged Bolt M5	2	

Tyre / Tube / Rim



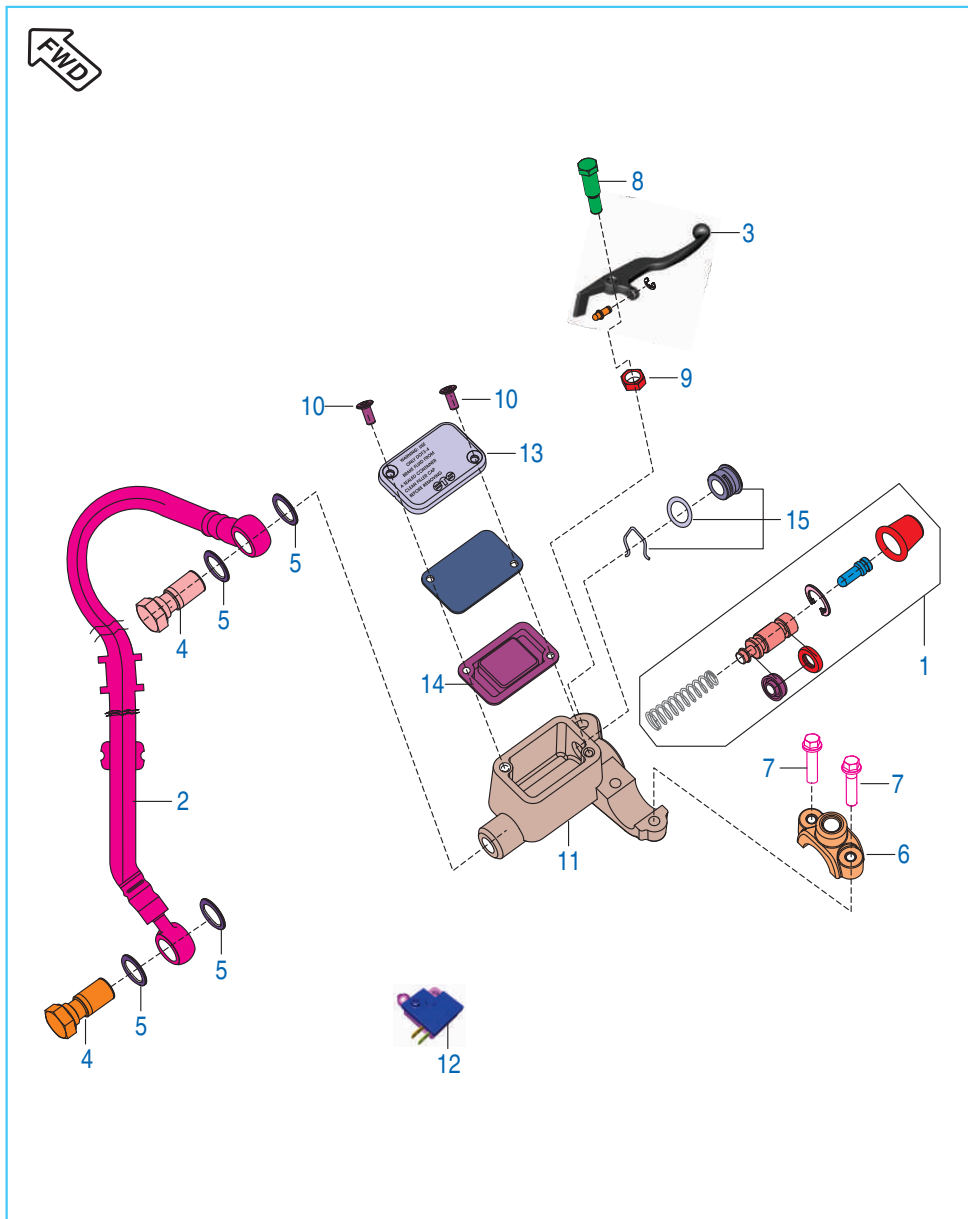
No.	Part No.	Description	Qty.	Remarks
1	JC 1510 13	Wheel Rim Front (1.85 x 17)	1	
2	DK 1510 39	Tyre Front Tubeless	1	Not Serviceable
3	DK 1510 50	Wheel Rim Rear (2.5 x 17)	1	
4	DK 1510 40	Tyre Rear Tubeless	1	Not Serviceable
5	DK 1510 26	Valve Tubeless Tyre	2	

Front Wheel Assembly



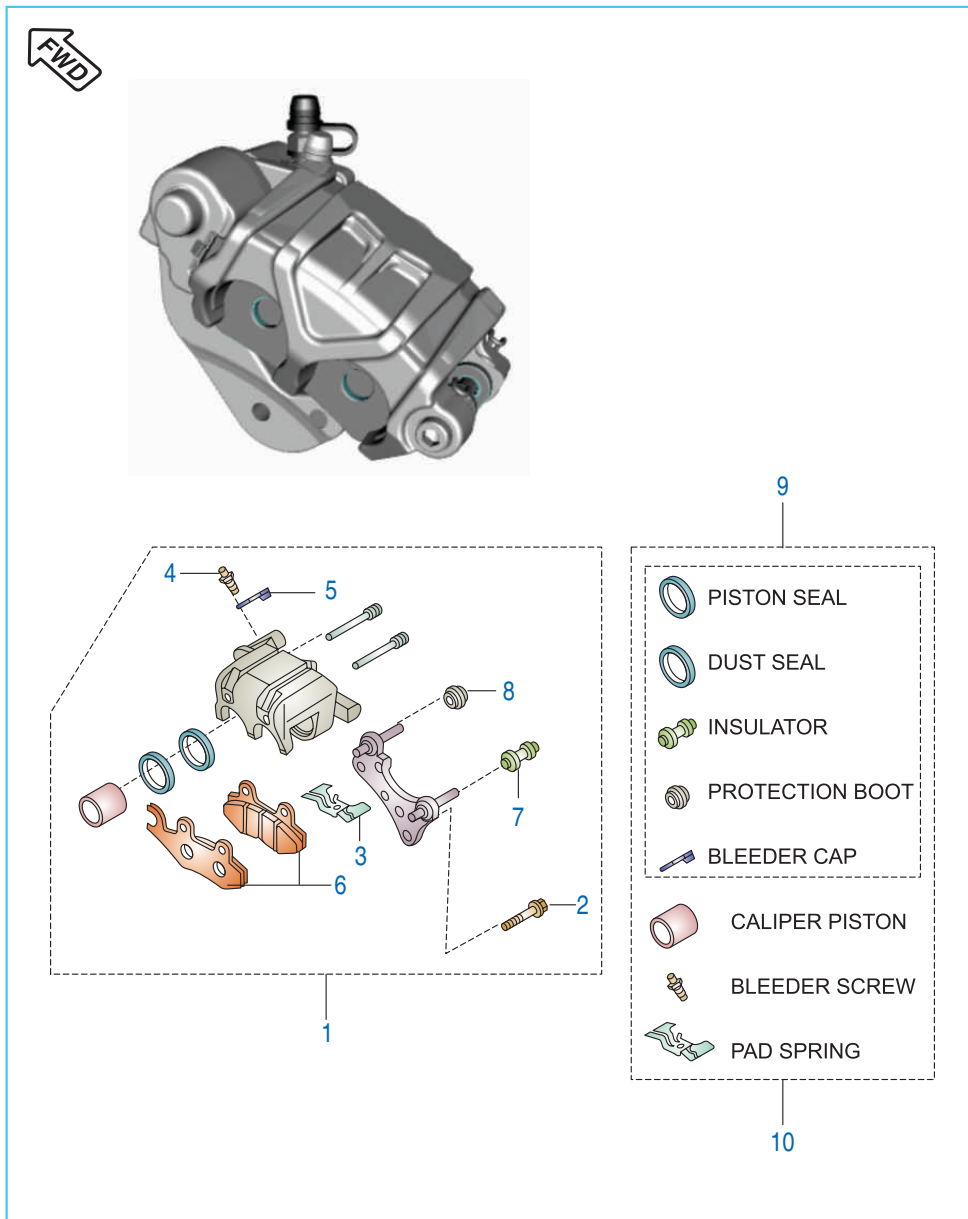
No.	Part No.	Description	Qty.	Remarks
1	JC 1510 13	Wheel Rim Front 1.85 x 17	1	
2	DK 1510 95	Front Axle	1	
3	JC 1510 20	Case Meter Housing	1	
4	JC 2010 50	Hardware Kit	1	
5	KP BC62 02	Bearing Ball	2	
6	DK 1510 28	Spacer Assembly	1	
7	DK 1510 96	Disc Front Black	1	
8	PD 1318 03	Disc Mounting Bolt	6	
9	DG 1510 05	Seal Oil	1	
10	DG 1510 07	Collar	1	
11	DG 1510 08	Plain Washer	1	
12	DH 1710 19	U Nut	1	
13	JC 1510 17	Front Wheel Assembly	1	

Front Master Cylinder Assembly



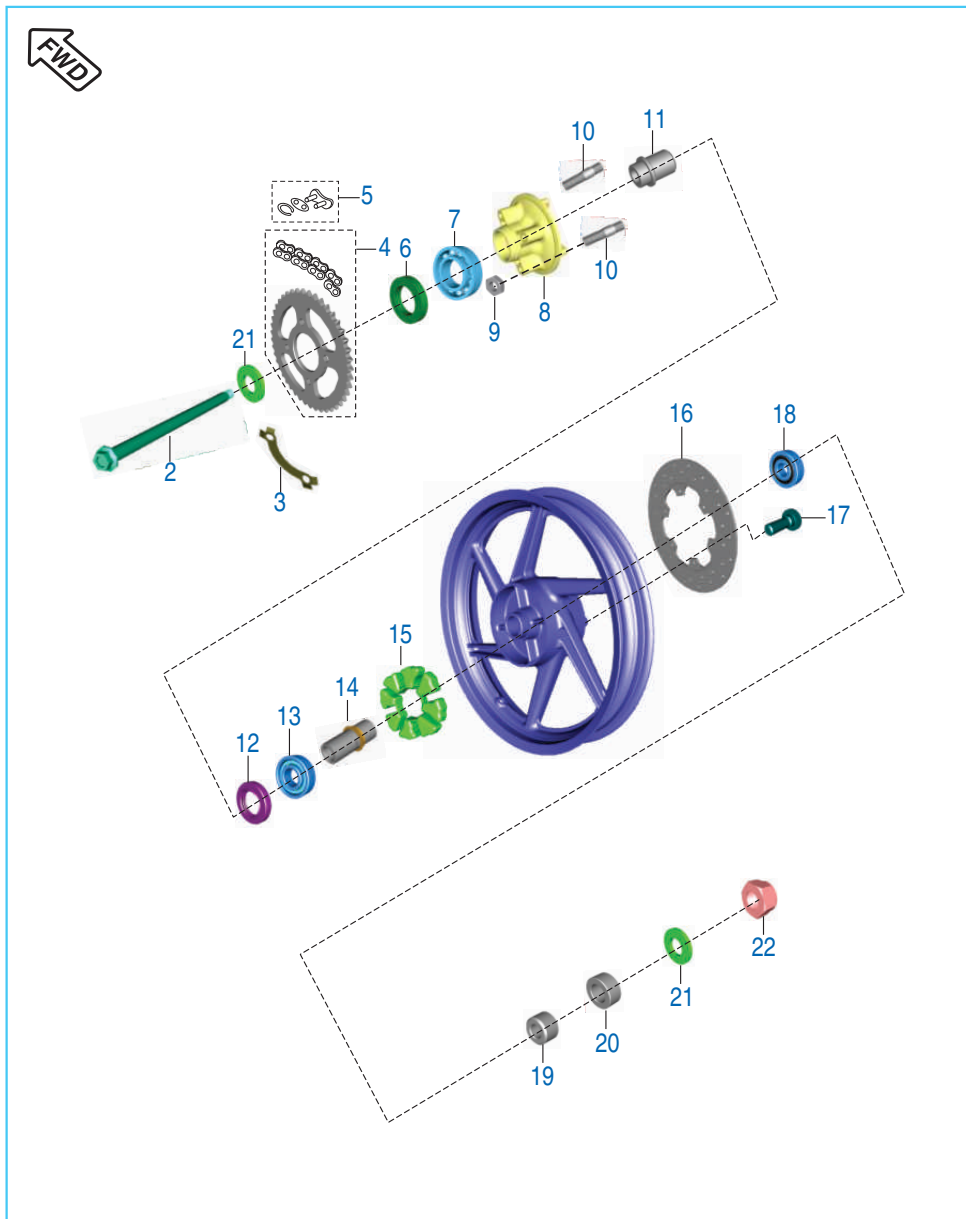
No.	Part No.	Description	Qty.	Remarks
1	36 DH40 48	Major Kit - Master Cylinder	1	
2	DK 1510 57	Hose Brake Front	1	
3	DJ 1910 57	Lever Grip RH	1	
4	DK 1510 69	Banjo Bolt	2	
5	DE 1910 10	Washer Copper	4	
6	DE 1910 33	Clamp Holder RH	1	
	DK 1810 52	Clamp Holder RH	1	
7	DJ 1910 28	Bolt	2	
8	DJ 1910 29	Bolt Front Brake Lever	1	
9	DJ 1910 30	Nut Nyloc Brake Lever	1	
10	DE 1910 30	Screw	2	
11	DK 1510 62	Cylinder Master	1	
12	DJ 2011 00	Front Brake Switch	1	
13	DE 1910 29	Reservoir Cover	1	
14	DE 1910 28	Diaphragm	1	Not Serviceable
15	DE 1910 36	Oil Window Kit	1	

Front Disc Brake



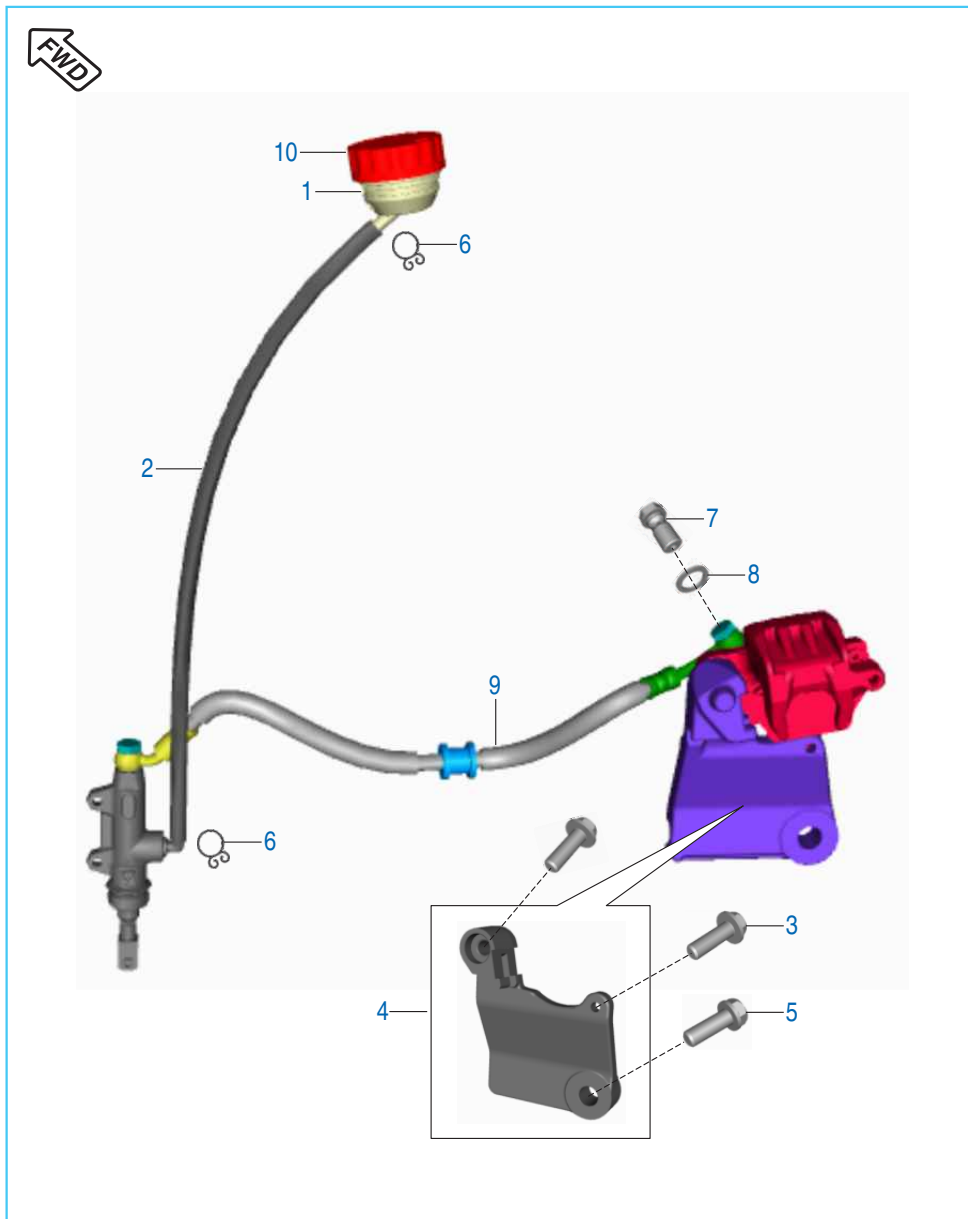
No.	Part No.	Description	Qty.	Remarks
1	DK 1510 54	Caliper Assembly Front	1	
	PD 1318 24	Caliper assembly front	1	Black colour
2	39 1769 04	Bolt Flanged	2	
3	DE 1510 48	Pad Spring	1	
4	DE 1510 46	Bleeder Screw	1	
5	DE 1510 47	Bleeder Cap	1	
6	DE 1510 37	Disc Pad Set	1	
7	DE 1510 43	Insulator	1	
8	DE 1910 27	Protection Boot	1	
9	36 DK00 65	Minor Kit - Caliper	1	
10	36 DK00 66	Major Kit - Caliper	1	

Rear Wheel Assembly



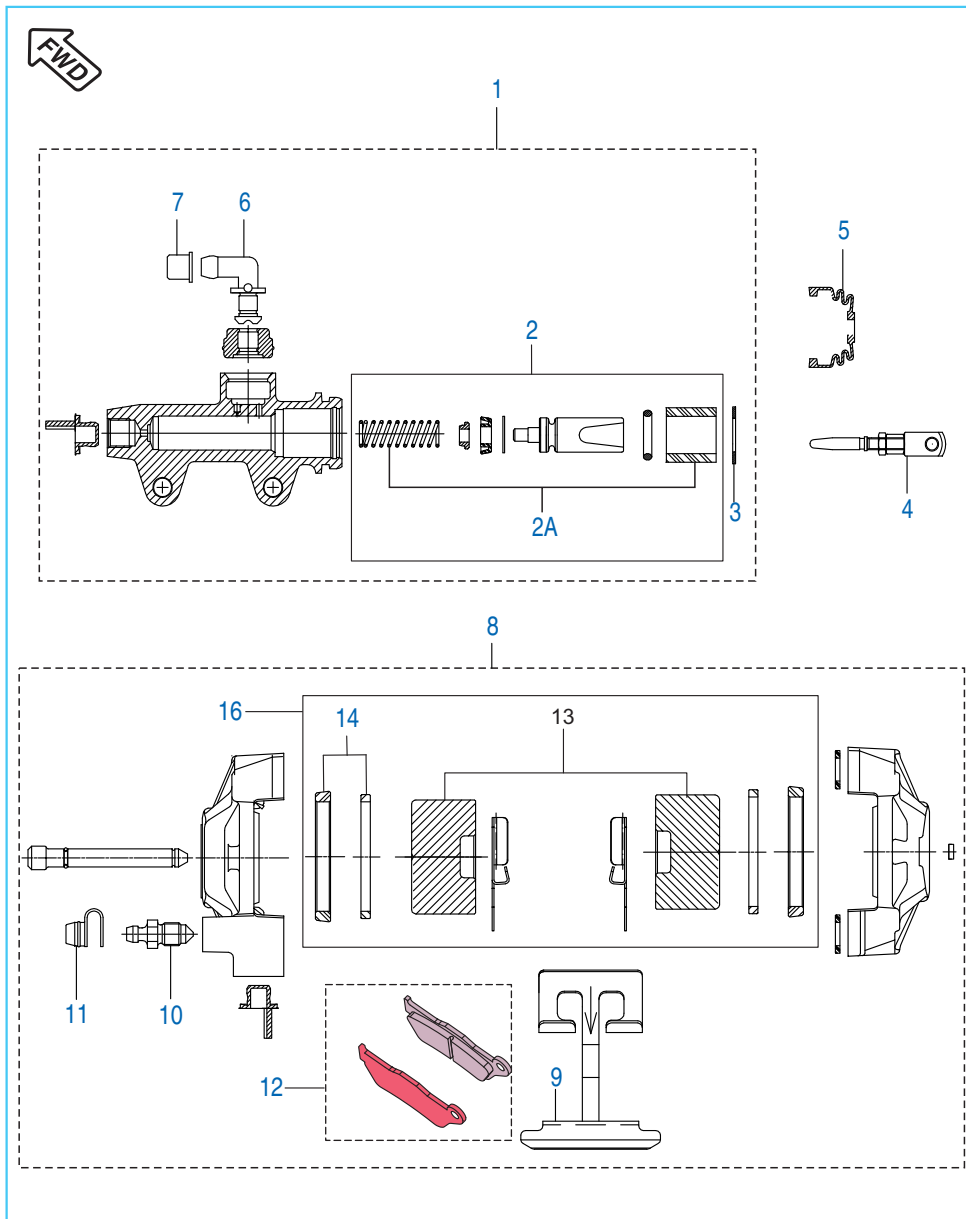
No.	Part No.	Description	Qty.	Remarks
1	DK 1510 50	Wheel Rim Rear 2.5 x 17	1	
2	DK 1510 09	Axel rear	1	
3	DS 1510 74	Washer lock	6	
4	36 DK00 40	Chain sprocket kit	1	Refer Kit Details
5	DS 1510 74	Drive chain lock	1	
6	DK 1510 12	Oil Seal	1	
7	KP AC60 05	Ball Bearing	1	
8	JC 1510 16	Coupling	1	
9	39 0794 15	Nut Hexagon M10 x 1.25	4	
10	DS 1510 73	Stud	4	
11	DK 1510 15	Sleeve	1	
12	30 1510 82	Seal oil	1	
13	KP BC62 02	Ball bearing	1	
14	DK 1510 22	Collar bearing Assembly	1	
15	JG 1312 19	Coupling Rubber	1	
16	DK 1510 97	Disc Rear Black	1	
17	39 2038 04	Hexagon Socket Head Bolt - M6	6	
18	KP BC63 02	Ball bearing	1	
19	DK 1510 81	Spacer I	1	
20	DK 1510 82	Spacer II	1	
21	DG 1510 08	Washer	2	
22	DH 1710 19	"U" nut	1	

Rear Disc Brake



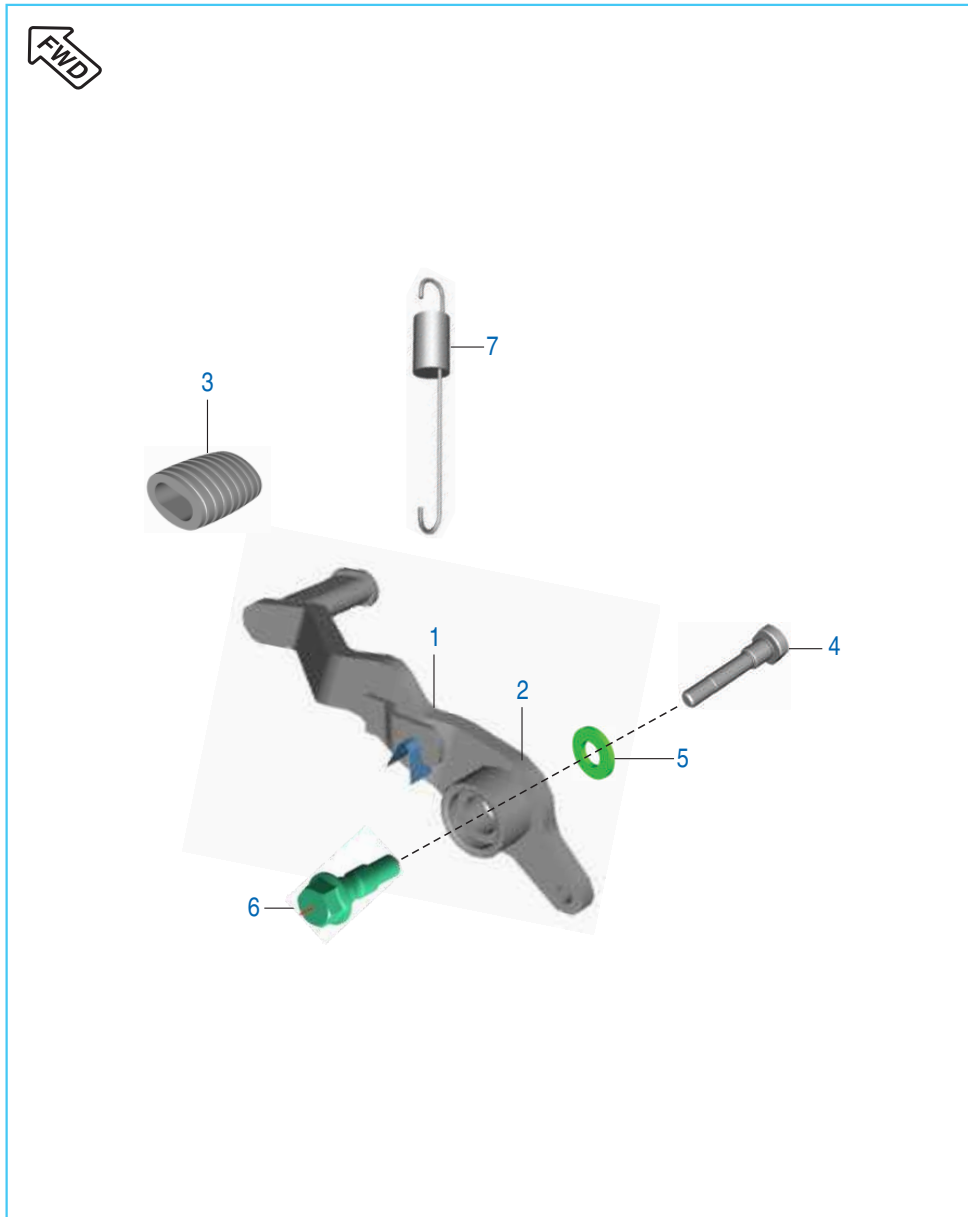
No.	Part No.	Description	Qty.	Remarks
1	DK 1510 33	Reservoir Rear Disc Brake	1	
2	DK 1510 34	Reservoir Tube Rear Disc	1	
3	39 2310 04	Flange Bolt	2	
4	DK 1510 86	Caliper Bracket	1	
5	39 2481 04	Bolt Hexagon Head With Flange M8	1	
6	DK 1510 63	Clip For Reservoir Tube	2	
7	DK 1510 69	Banjo Bolt	1	
8	DE 1910 10	Copper Washer	1	
9	DK 1510 84	Hose Brake Rear	1	
10	DK 1510 45	Reservoir Cap	1	

Rear Disc Brake - Master Cylinder & Caliper



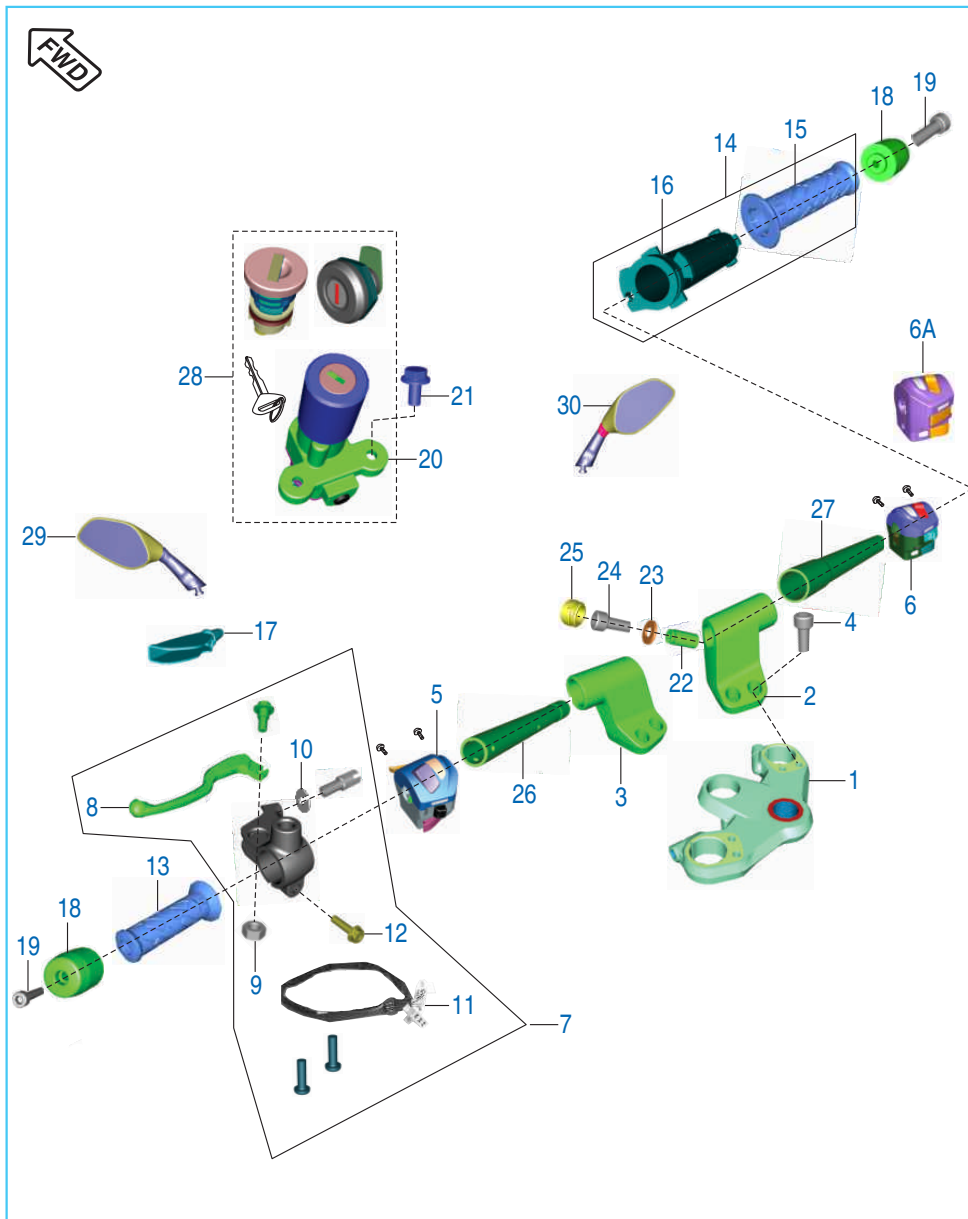
No.	Part No.	Description	Qty.	Remarks
1	DK 1510 31	Master Cylinder	1	
2	36 DK00 69	Major kit caliper	1	
2A	36 DK00 70	Minor kit caliper	1	
3	DK 1510 78	Circlip	1	
4	36 DK00 71	Push Rod	1	
5	DK 1510 42	Boot	1	
6	DK 1510 76	Connector	1	
7	DK 1510 77	Cap	1	
8	DK 1510 83	Caliper Assembly. Rear	1	
	JR 1318 29	Caliper assembly rear	1	Black colour
9	DK 1510 41	Spring Pad	1	
10	DE 1510 46	Bleeder Screw	1	
11	DE 1510 47	Bleeder cap	1	
12	DK 1510 85	Disc Pad Set	1	
13	DK 1510 88	Piston Kit (major kit) floating caliper	1	
14	36 DK00 67	Kit Caliper Minor with Grease	1	
15	DK 1510 90	Insulator Kit floating caliper	1	
16	36 DK00 68	Kit Caliper Major with Grease	1	F-31- 03.12.2012

Rear Brake Pedal



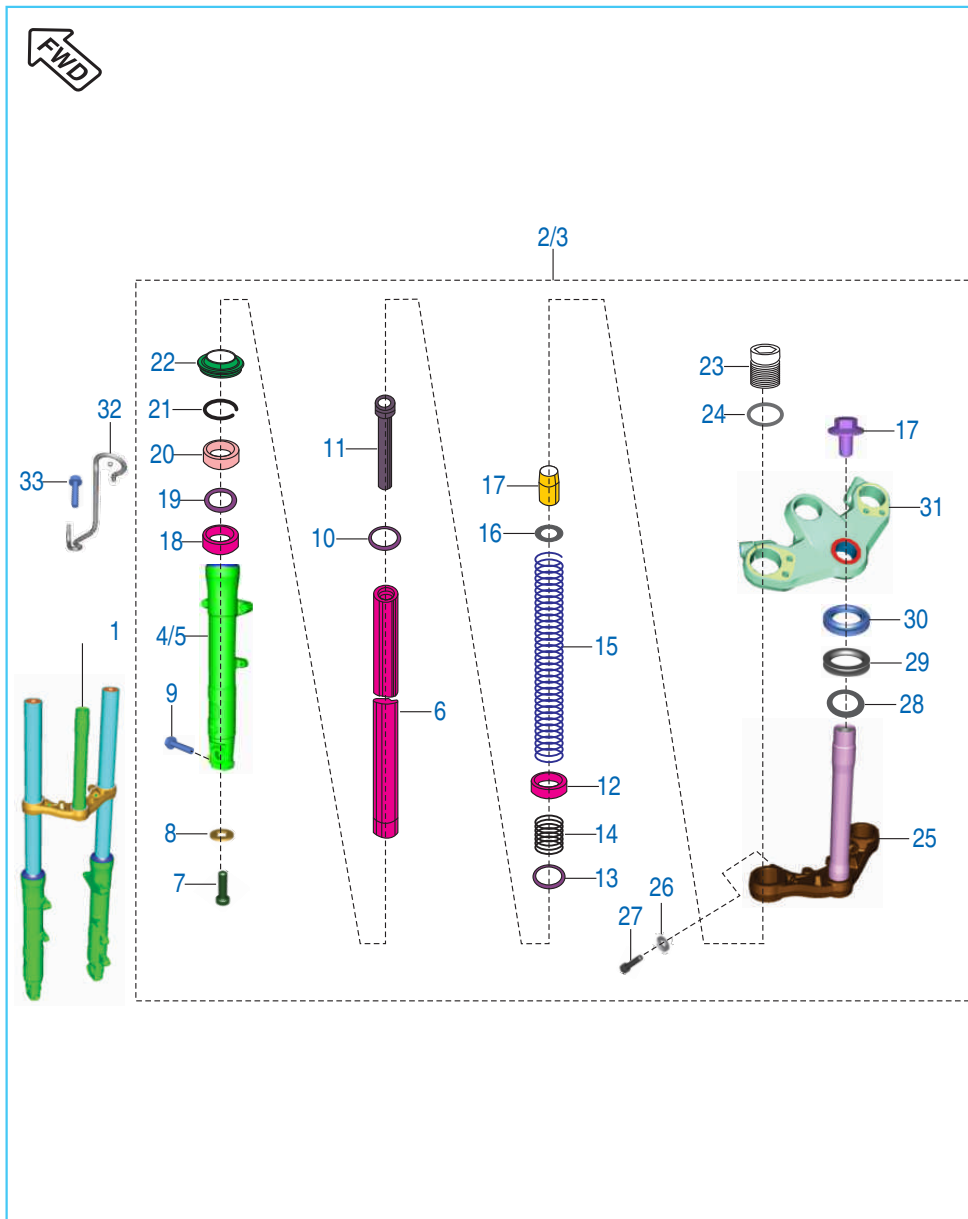
No.	Part No.	Description	Qty.	Remarks
1	DK 1910 12	Lever Brake Pedal	1	
2	DK 1011 84	Boss Lever Change	1	
3	DG 1013 39	Damper	1	
4	DK 1011 86	Bolt Pivot Lever Change	1	
5	DK 1011 85	Washer Pivot Bolt	1	
6	DK 1011 87	Collar Pivot Bolt	1	
7	DK 1910 13	Spring Brake Pedal	1	

Handle Bar Assembly



No.	Part No.	Description	Qty.	Remarks
1	56 DK33 Y9	Upper Bracket	1	
2	56 DK31 Y9	Holder handle RH Black	1	
3	56 DK32 Y9	Holder handle LH Black	1	
4	DG 1810 08	Socket Bolt	4	
5	DT 4014 03	Control Switch LH	1	
6	DT 4014 04	Control Switch RH	1	
6A	DT 4014 07	Control Switch RH	1	AHO Model
7	DK 1910 23	Lever & Support Holder Assembly	1	
8	DJ 1910 55	Lever LH	1	
9	39 1184 15	Nyloc Nut - M5 x 0.8	1	
10	30 1910 17	Check Nut	1	
11	DK 2010 83	Clutch Switch	1	
12	39 1553 04	Bolt Flanged	1	
13	DH 1910 07	Grip LH	1	
14	DH 1910 14	Grip Assembly RH	1	
15	DH 1910 08	Grip RH	1	
16	DH 1910 17	Pipe throttle	1	
17	DS 1910 52	Lever Boot LH	1	
18	DK 1810 43	Handle bar weight	2	
19	39 2427 04	Hex. Socket HD Cap Screw	2	
20	DK 2010 15	Ignition Switch Assembly	1	
21	39 1680 04	Flange Bolt	2	
22	DK 1810 31	Bush Silent Handle Bar Tube	2	
23	39 1180 11	Washer	2	
24	DK 1810 79	Bolt	2	
25	DK 1810 36	Plug Handle Holder	2	
26	DK 1810 46	Handle Bar Tube LH	1	
27	DK 1810 47	Handle Bar Tube RH	1	
28	DK 1810 34	Lock Set 4 In One With Two Track Key	1	
29	DK 2210 14	Mirror Assembly LH	1	
30	DK 2210 15	Mirror Assembly RH	1	

Front Fork Assembly



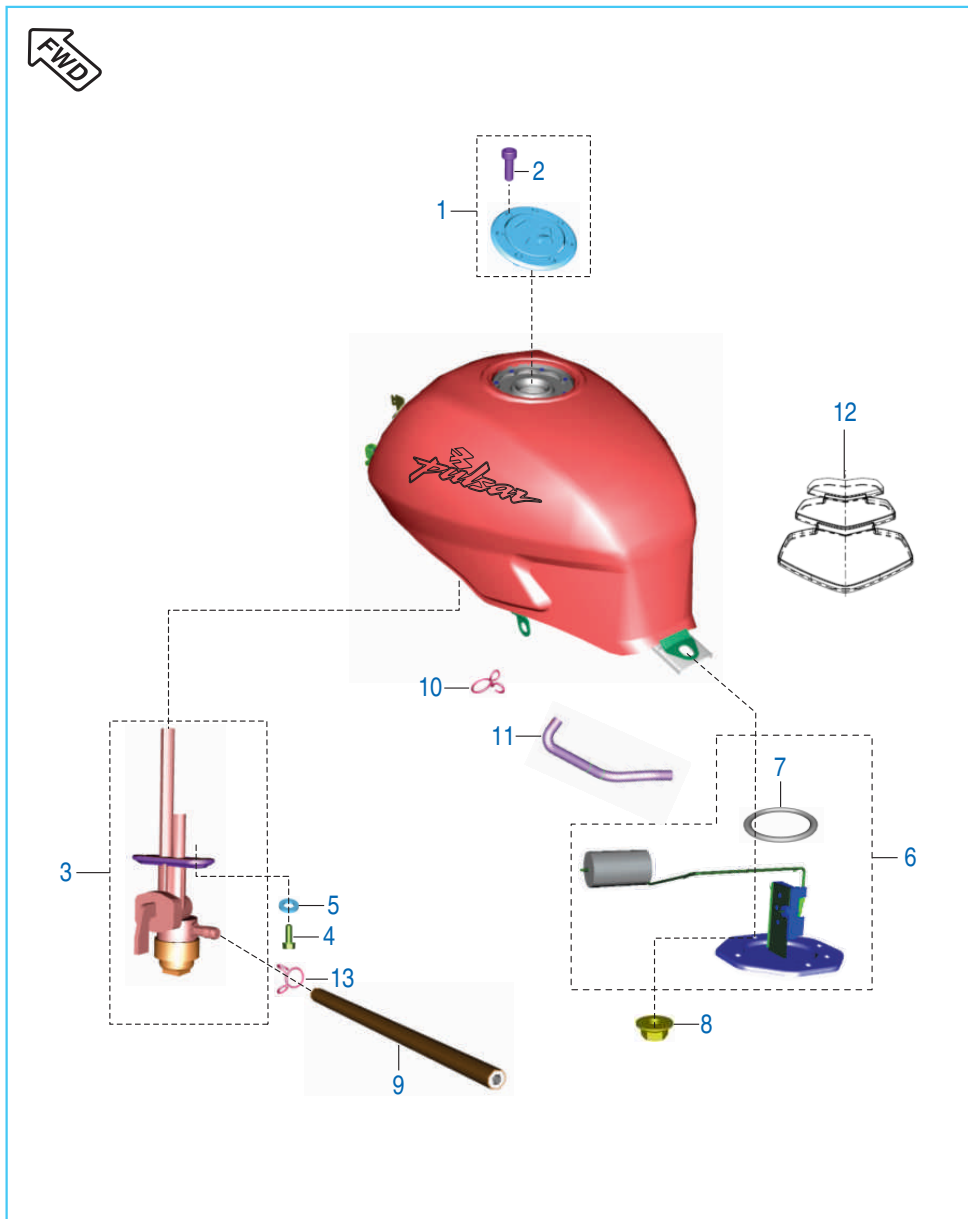
No.	Part No.	Description	Qty.	Remarks
1	DK 1810 72	Fork Front	1	
2	DK 1810 68	Leg Assembly LH	1	
3	DK 1810 69	Leg Assembly RH	1	
4	DK 1810 56	Outer Tube LH	1	
5	DK 1810 57	Outer Tube RH	1	
6	DK 1810 70	Fork Pipe Spinning	2	
7	DK 1810 06	Socket Headed Bolt - M10 x 1.5 x 35	2	
8	DK 1810 07	Copper Washer	2	
9	DK 1810 08	Flange Bolt - M8 x 1.25 x 45	1	
10	DK 1810 09	Cap Oil Lock	2	
11	DK 1810 10	Seat Pipe	2	
12	DK 1810 11	Slide Bush	2	
13	DK 1810 12	Piston Ring	2	
14	DK 1810 13	Rebound Spring	2	
15	DK 1810 73	Main Spring	2	
16	DK 1810 15	Washer	2	
17	DK 1810 71	Spacer Tube	2	
18	DK 1810 17	Guide Bush	2	
19	DK 1810 18	Washer Seal	2	
20	36 DK01 61	Fork oil seal kit	2	
21	DK 1810 20	Oil Seal Stopper	2	
22	DK 1810 21	Inner Dust Seal	2	
23	DK 1810 22	Bolt Fork	2	
24	DK 1810 23	'O' Ring	2	
25	DK 1810 24	Under Bracket Assembly	1	
26	DK 1810 25	Spring Washer	2	
27	DK 1810 28	Hex Bolt - M10 x 1.5 x 40	2	
28	DG 1810 03	Washer Plain	1	
29	DG 1810 04	Oil Seal	1	
30	DG 1810 05	Bearing Cone	1	Included In Kit No. : 36 DV00 07
31	56 DK33 Y9	Upper Bracket	1	
32	DK 1810 40	Hose Clamp	1	
33	59 0400 05	Bolt	1	

Fittings Petrol Tank Spoiler, Side Cover & Cover Seat



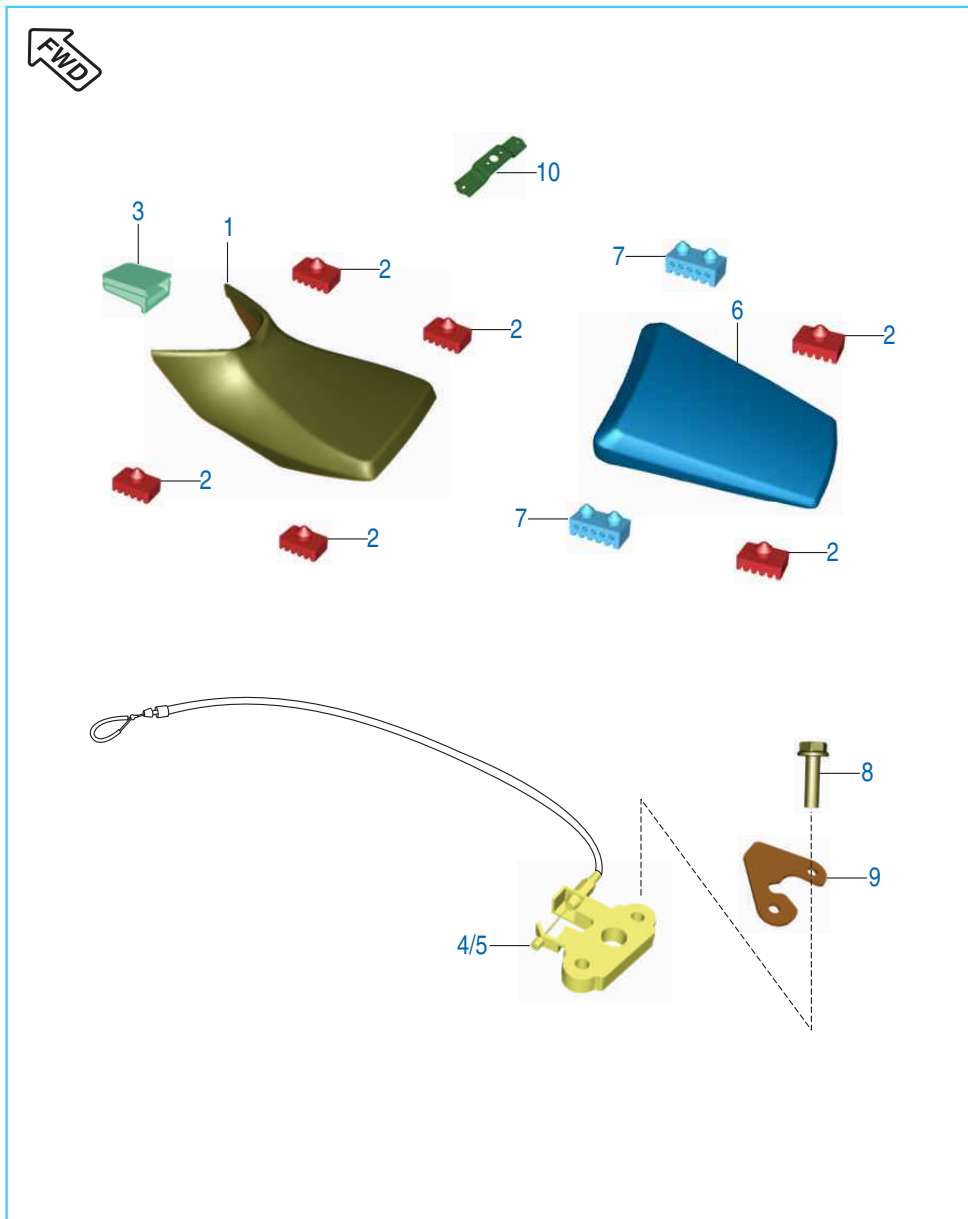
No.	Part No.	Description	Qty.	Remarks
1	JW 1710 07	Dual Lock Tape 3M - Size 15 x 20	2	
2	DG161121	Screw	2	
3	39 2424 11	Plain Washer	1	
4	DH 1410 23	Damper Rear	1	
5	DK 1410 17	Damper Tank Middle	1	
6	39 1556 04	Flanged Bolt	1	
7	DH 1611 58	Grommet Side Cover Rear	2	
8	DH 1611 33	Grommet Side Cover Rear	2	
9	DK 1611 71	Rubber Flap For Seat Cowl LH	1	
10	DK 1611 72	Rubber Flap For Seat Cowl RH	1	
11	31 1610 18	Damper	1	
12	DJ 1410 08	Damper Front	2	

Cap Tank & Gauge Fuel



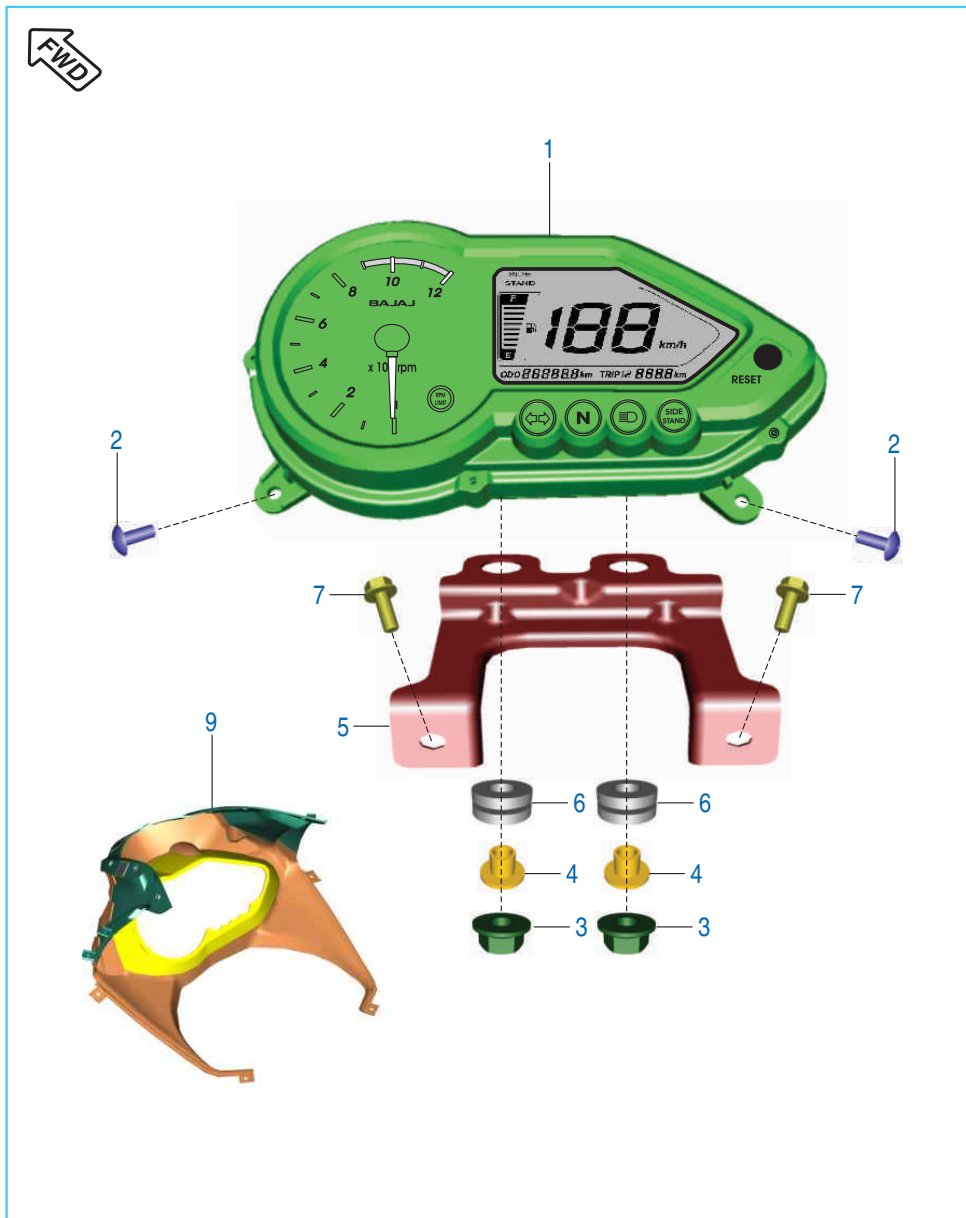
No.	Part No.	Description	Qty.	Remarks
1	DK 1810 99	Lock Set EVAP Two TR	1	
2	KA CA05 16	Hex. Soc Hd. Cap Screw	7	
3	DJ 1410 56	Petrol Cock	1	
4	DD 1412 27	Bolt Flanged	2	
5	39 0740 11	Plain Washer	2	
6	DK 2010 65	Gauge Fuel (Tank Unit)	1	
7	39 2758 21	'O' Ring Fuel Gauge	1	
	JH 1710 17	'O' Ring Fuel Gauge	1	
8	KC GA05 05	Nut Hex Flanged	4	
9	DJ 1410 78	Tube Fuel	1	
10	BA 1220 03	Pipe Clip	1	
11	DH 1410 24	Drain Tube	1	
12	DK 1410 15	Tank Pad	1	

Seat Assembly & Seat Lock



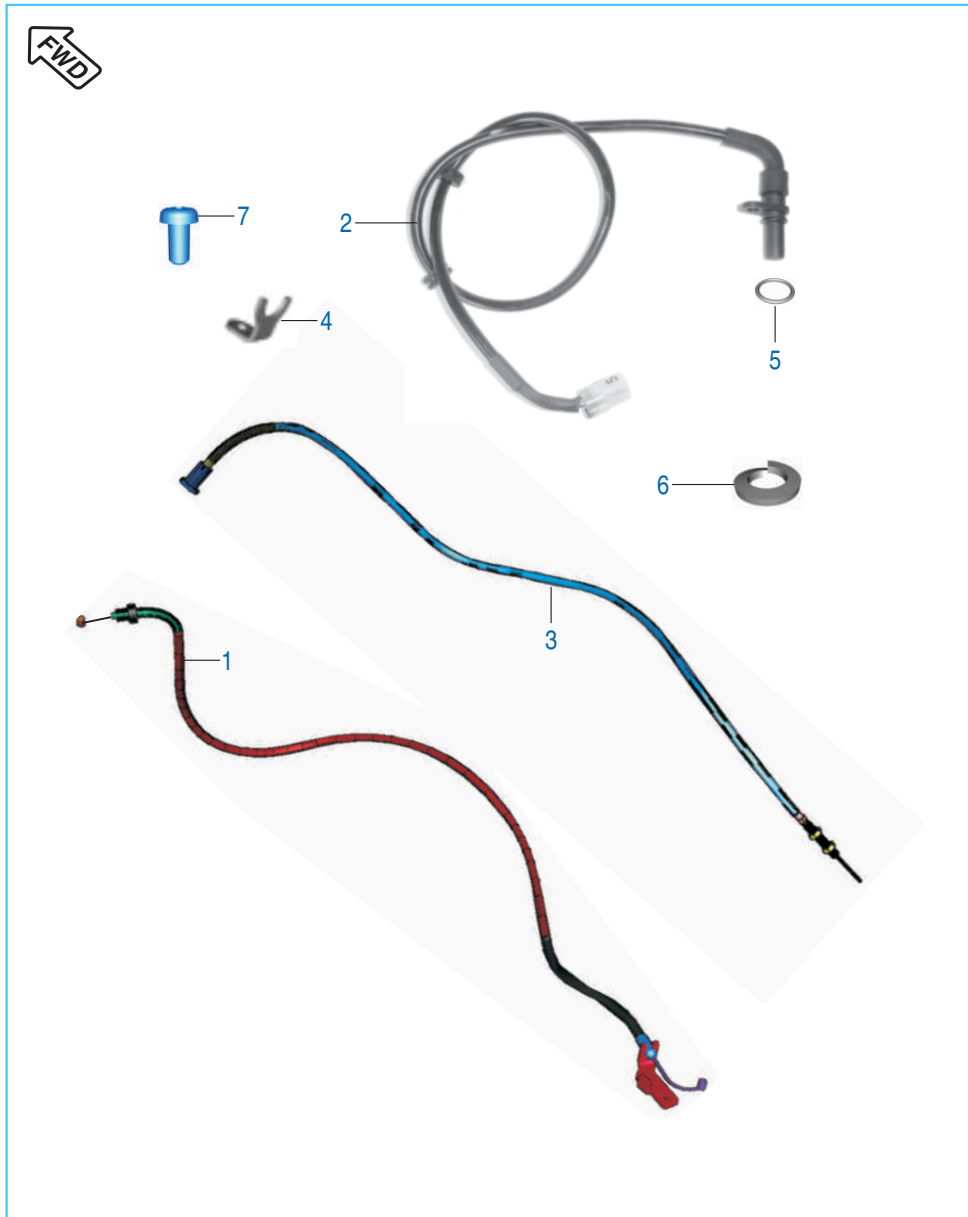
No.	Part No.	Description	Qty.	Remarks
1	DK 2110 12	Seat Assembly comp front	1	
2	DK 2110 09	Damper	4	
3	DK 2110 07	Damper Seat Front	1	
4	DH 1610 46	Lock Assembly seat front	1	
5	DK 2110 08	Lock Assembly seat rear	1	
6	DK 2110 14	Seat Assembly comp rear	1	
7	DS 2110 04	Damper Seat I	2	
8	39 1902 04	Bolt Flange	2	
9	DH 1612 33	Reinforcement Seat Lock	1	
10	DK 1614 22	Bracket Seat Lock - Front Loose	1	

Speedometer Assembly



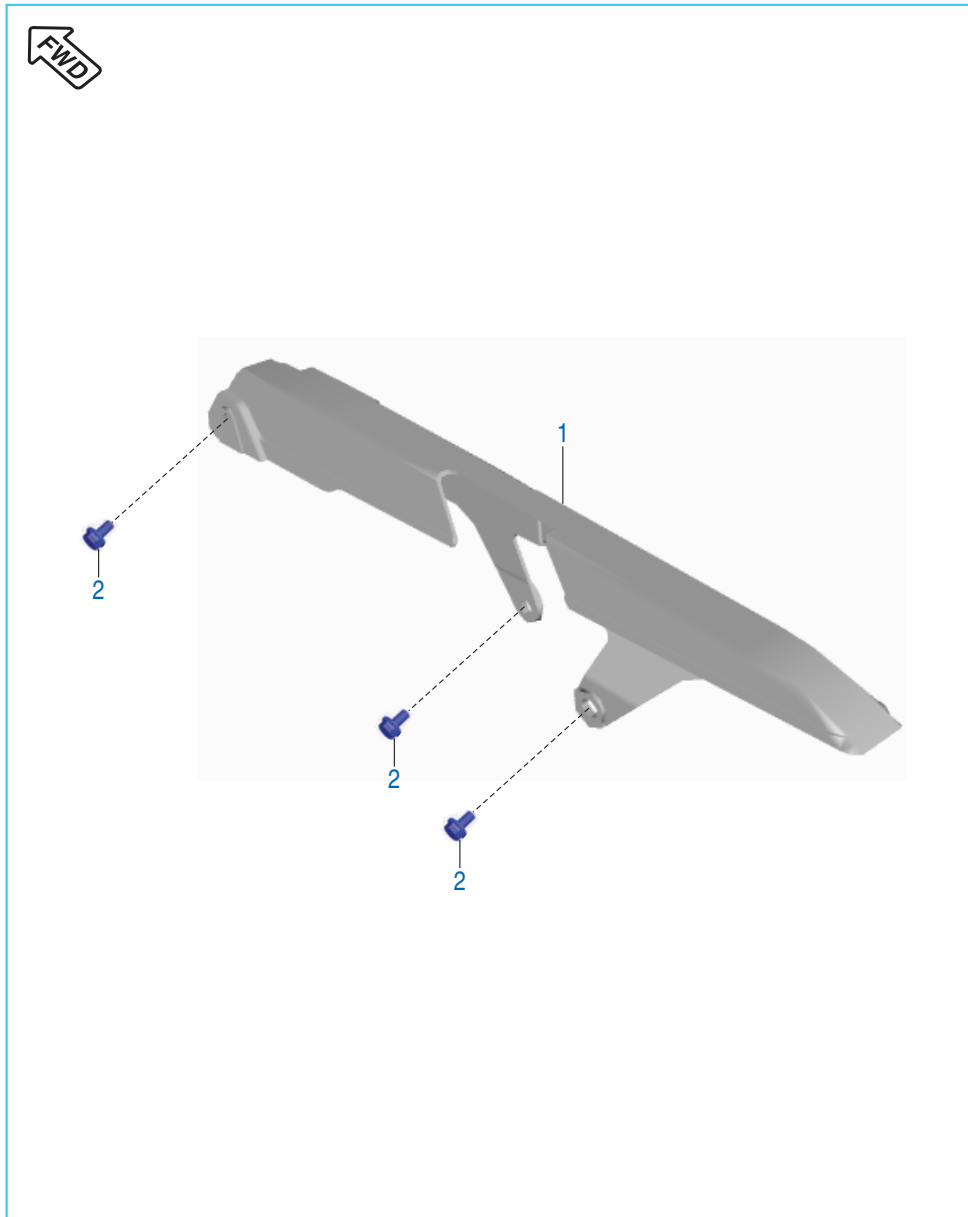
No.	Part No.	Description	Qty.	Remarks
1	DK 1910 39	Speedometer Assembly	1	
2	39 1778 02	Self Tapping Screw	4	
3	39 1970 15	Nut Flange M8 (fairing Fit.)	4	
4	DK 1613 24	Sleeve Speedometer Support	2	
5	DK 1613 23	Bracket Speedometer Support	1	
6	DK 1610 81	Grommet Speedo Bracket	2	
7	LA D000 77	Bolt Flanged (Speedo Bracket Fit.)	2	
8	YD H190 02	Top cover with sealing ring	1	N.I.
9	DK 1610 73	Fairing Back Cover	1	

Cables



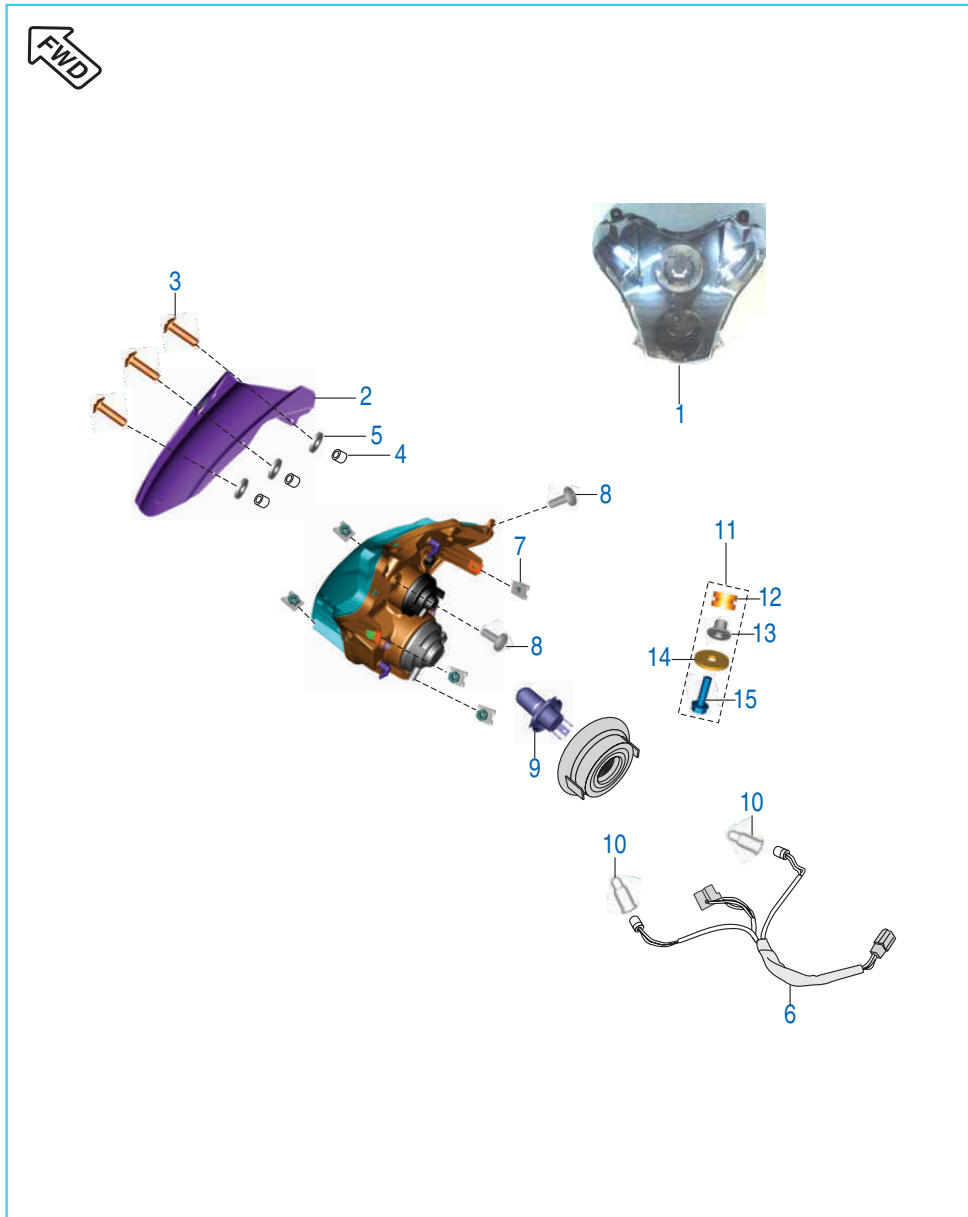
No.	Part No.	Description	Qty.	Remarks
1	JC 1910 19	Cable Accelerator	1	
2	JC 1910 04	Cable Clutch	1	
3	DK 2010 98	Speed Sensor Cable	1	
4	JC 2010 46	Stopper	1	N.I.
5	59 2100 19	O-Ring	1	
6	39 0900 12	Washer Spring	1	
7	39 0840 01	Screw Pan Head	1	

Chain Case



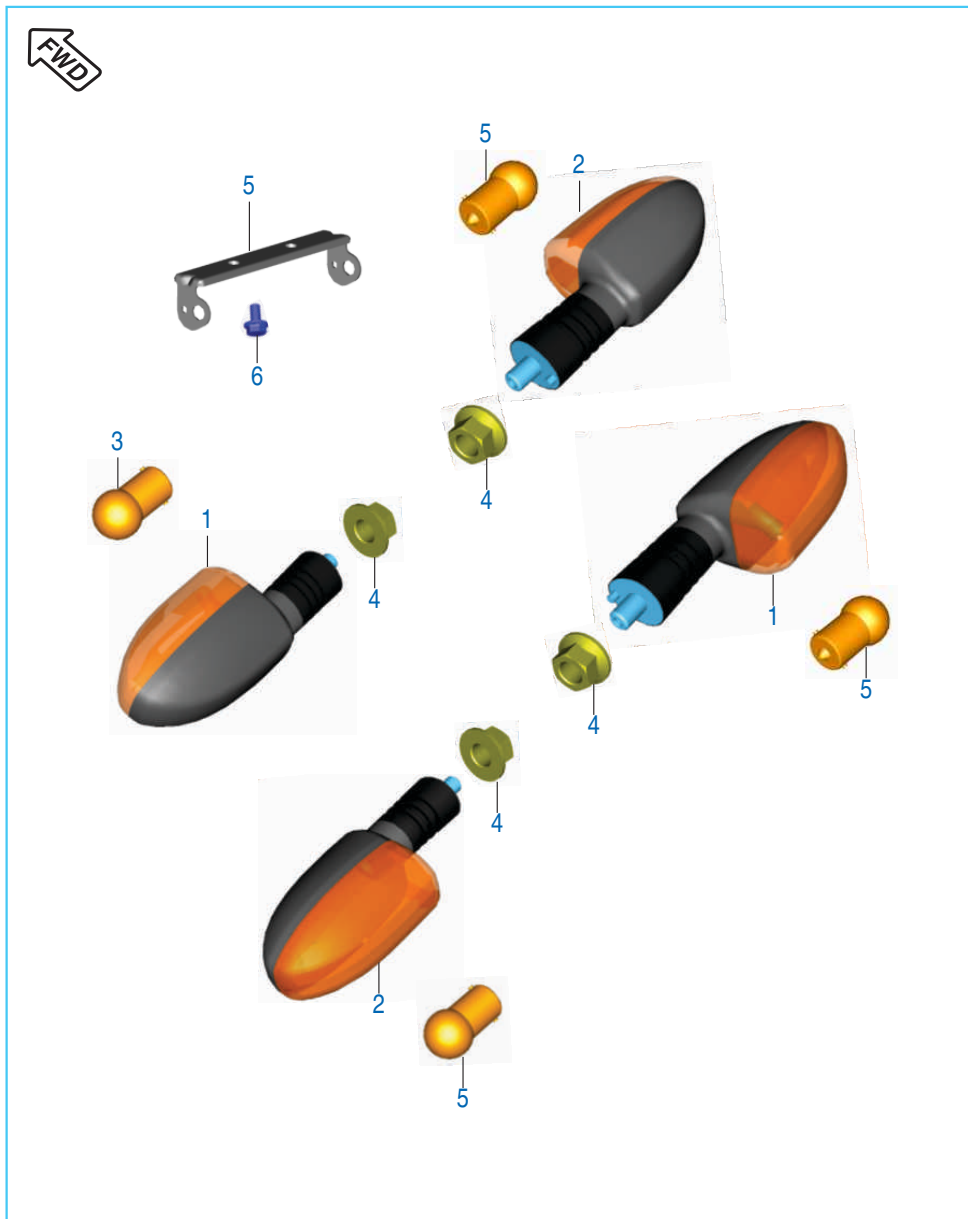
No.	Part No.	Description	Qty.	Remarks
1	DK 1612 50	Cover Chain Assembly	1	
2	39 1680 04	Bolt	3	

Head Lamp Assembly



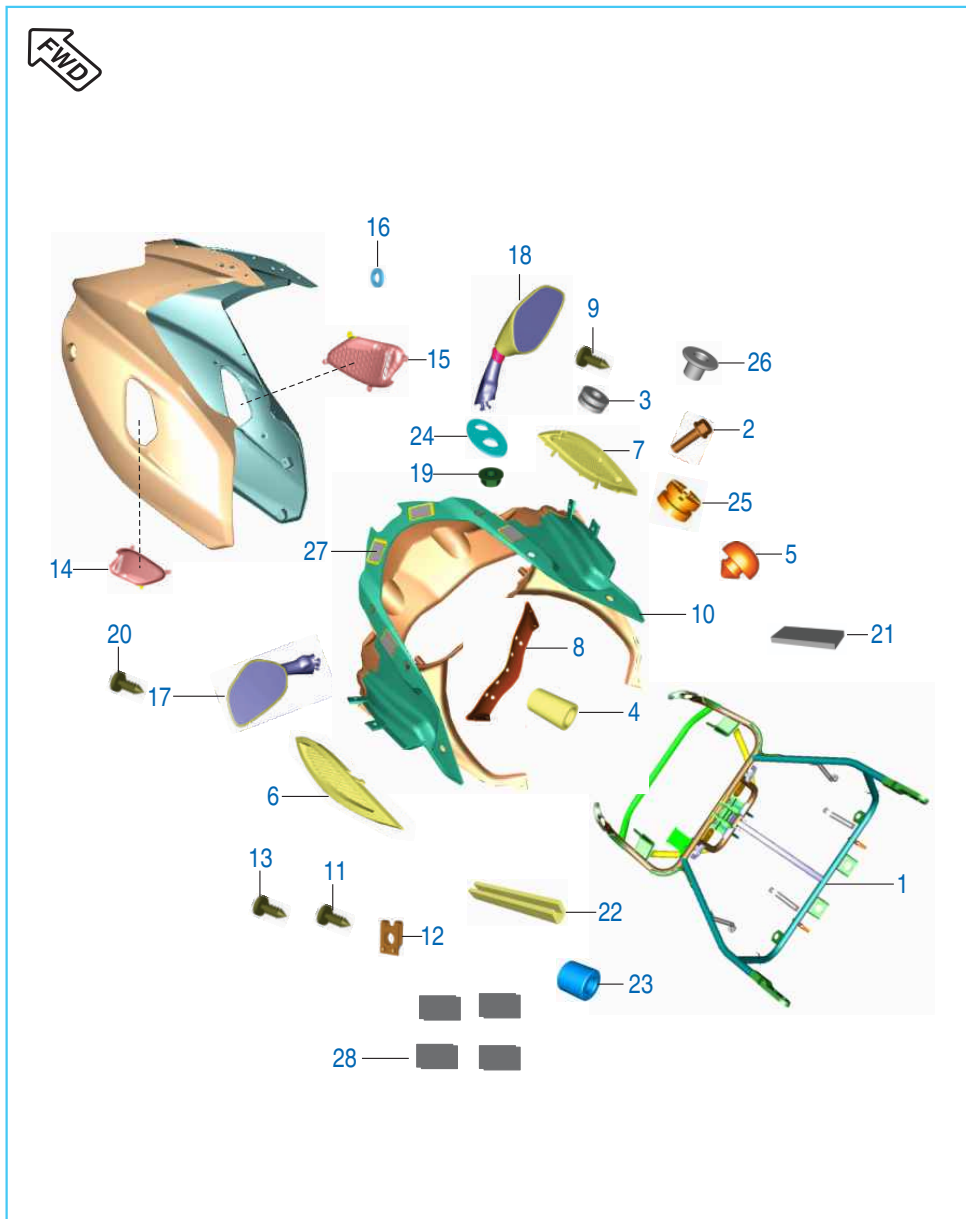
No.	Part No.	Description	Qty.	Remarks
1	DK 2011 19	Head Lamp Assly. without bulb	1	
2	DK 1610 69	Wind Shield	1	
3	DK 1611 51	Screw Cross Recessed	6	
4	DL 1810 10	Well Nut	6	
5	39 2141 24	Washer Nylon	6	
6	DK 2011 17	Wiring harness for HL	1	
7	DJ 1810 65	Clip Nut	5	
8	DG 1611 21	Screw	2	
9	DK 2010 43	Headlight bulb	2	
10	DJ 2010 72	Lamp - Position 12V / 5W	2	
11	36 DK00 21	Kit hardware mtg. bracket	1	Refer Kit Details
12	DJ 1810 64	Grommet Fairing Mounting	3	
13	DJ 1810 29	Collar Fairing Mounting	3	
14	39 0211 11	Washer Plain	3	
15	39 1950 04	Bolt - Flanged - Small	3	

Indicator Light Assembly



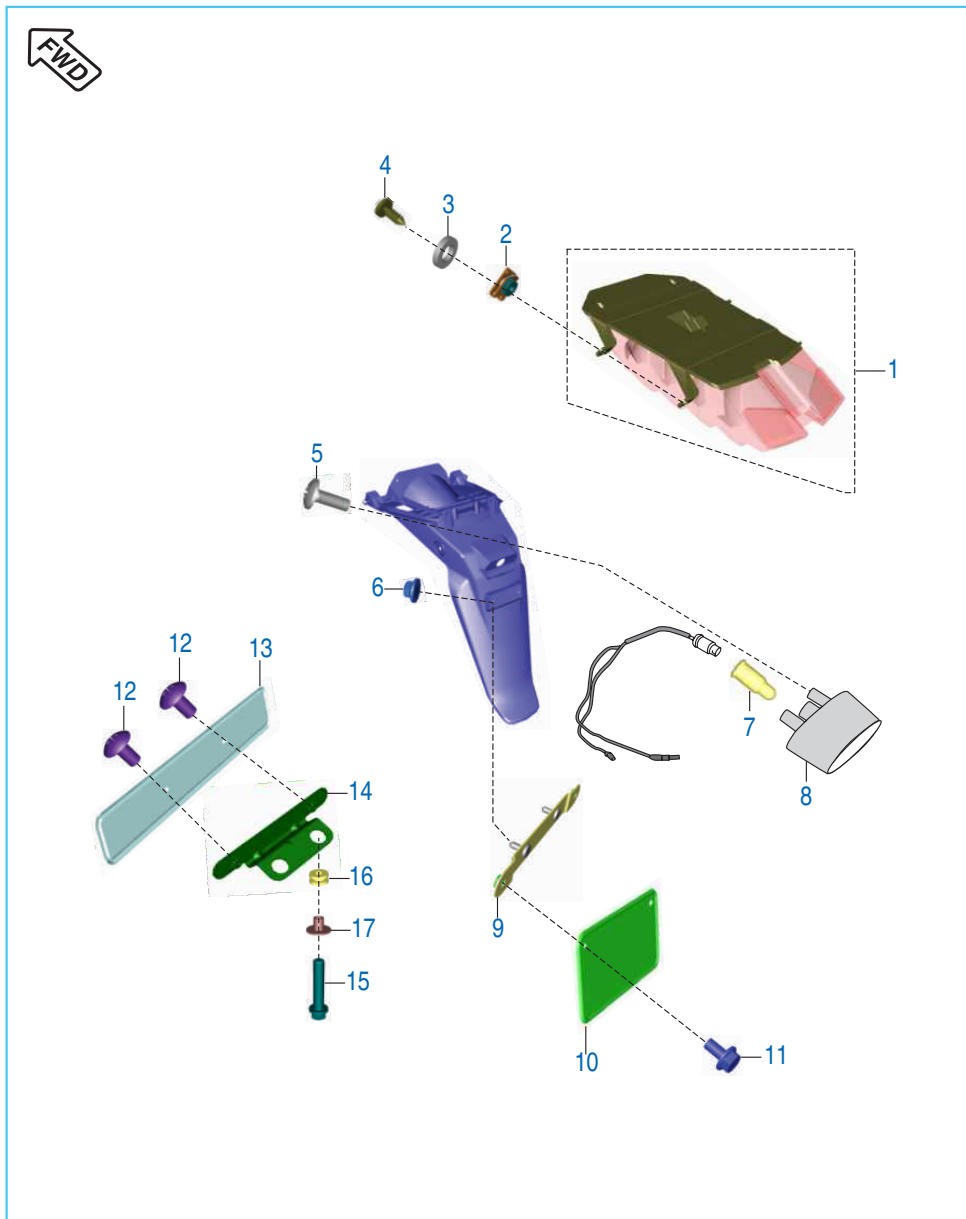
No.	Part No.	Description	Qty.	Remarks
1	DJ 2012 07	Blinker RR RH With 2P Coupler	2	
2	DJ 2012 06	Blinker RR LH With 2P Coupler	2	
3	GH 2010 12	Lamp	4	
4	39 1225 15	Hex Nut Flange	4	
5	DK 1611 64	Indicator Mounting Bracket	1	
6	39 1680 04	Bolt	2	

Fairing & Mounting



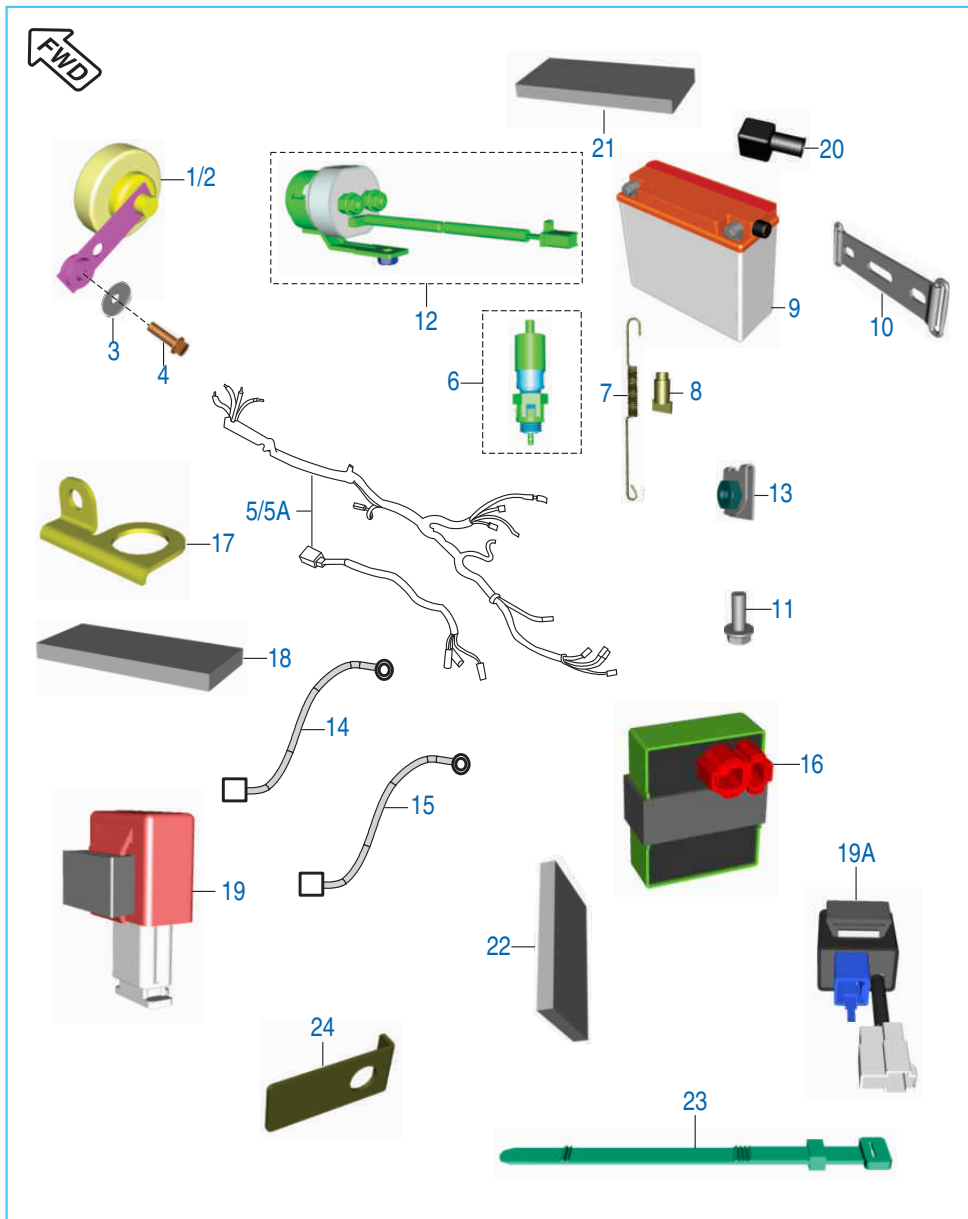
No.	Part No.	Description	Qty.	Remarks
1	DK 1613 17	Fairing Structure Assembly	1	
2	39 1957 04	Flange bolt	2	
3	DK 1610 81	Rubber grommet Fairing mtg.	4	
4	DK 1610 82	Sleeve Fairing	2	
5	DK 1611 26	Damper for fairing	4	
6	DK 1610 70	Fairing Air Intake LH	1	
7	DK 1610 71	Fairing Air Intake RH	1	
8	DK 1610 72	Fairing Under Cover	1	
9	59 0200 01	Self Tapping Screw	4	
10	DK 1610 73	Fairing Back Cover	1	
11	39 1778 02	Self Tapping Screw For Speedo	4	
12	DJ 1612 29	Clip nut	4	
13	39 1907 01	Screw	4	
14	DK 1610 76	Fairing Mesh LH	1	
15	DK 1610 77	Fairing Mesh RH	1	
16	39 1918 24	Washer Nylon	6	
17	DK 2210 14	Mirror Assembly LH	1	
18	DK 2210 15	Mirror Assembly RH	1	
19	DK 2210 01	Nut for mirror	4	
20	DK 1611 51	Screw Cross Recessed	6	
21	DK 1612 10	Tape	8	
22	DK 1810 74	Beading	1	
23	DK 1611 52	Bush Nylon for Fairing	2	
24	DK 1611 25	Rubber For Mirror	2	
25	DJ 1810 64	Grommet Fairing Mounting	5	
26	DJ 1810 29	Collar Fairing Mounting	5	
27	DK 1612 09	TAPE I	4	
28	JN 1810 31	Foam Fairing	4	

Tail Lamp Assembly & Front / Rear Number Plate



No.	Part No.	Description	Qty.	Remarks
1	DK 2010 03	Tail Light With Lamp	1	
2	DK 1611 53	Clip Nut	4	
3	39 2451 11	Plain Washer	4	
4	39 2592 01	Screw Pan Cross M4	4	
5	39 1907 01	Truss Screw	2	
6	39 1972 15	Nut Flange	2	
7	DJ 2010 72	Lamp 12V-5W	1	
8	JW 4010 11	Number Plate Illumination	1	
9	DJ 1610 72	Rear Number Plate Bracket	1	
10	36 PD00 56	Kit Rear Number Plate (Bolts Included)	1	
11	39 1680 04	Hex Flanged Bolt	2	
12	39 1783 01	Truss Screw	2	For Front No. Plate
13	36 DH40 96	Kit Front Number Plate (Screw Included)	1	
14	DS 1810 26	Number Plate Mounting Bracket	1	
15	39 1062 04	Bolt - Flanged - Small	2	
16	DH 1612 93	Grommet For Number Plate Mounting	2	
17	DJ 1810 83	Sleeve	2	

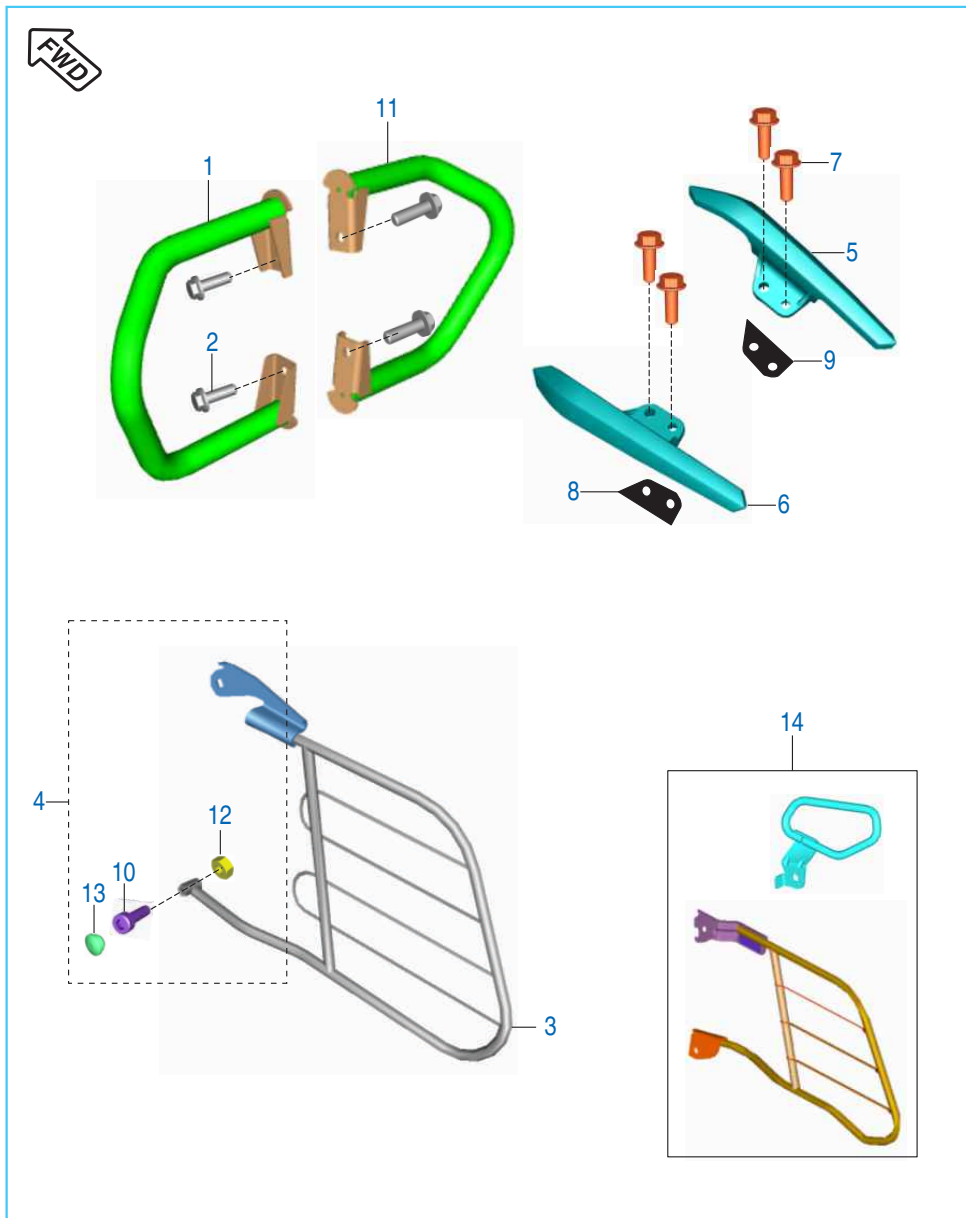
Electrical Equipments



FWD Front Wheel Direction

No.	Part No.	Description	Qty.	Remarks
1	DK 2010 37	Horn LH stay	1	
2	DK 2010 38	Horn RH stay	1	
3	39 1507 11	Plain Washer	1	
4	39 1956 04	Flange Bolt	1	
5	DK 2011 53	Wiring Harness	1	
5A	DK 2011 59	Wiring Harness	1	AHO Model
6	31 2010 79	Rear Brake Switch	1	
7	DK 1910 14	Spring Brake Switch	1	
8	DH 2010 19	Grommet Rear Brake Switch	1	
9	DJ 2012 40	Battery (12V-9A) MF Wet Charged	1	
10	DJ 1612 47	Band Battery	1	
11	39 1551 04	Flange Bolt	1	
12	DK 2010 78	Starter Relay / Damper	1	
13	DJ 1810 65	Clip Nut	4	
14	JC 2010 27	Cable Assly. (St. Motor to St. Relay)	1	
15	DK 2010 28	Cable Assembly (Battery to Earth)	1	
16	DK 1110 81	CDI Non TPS Assembly	1	
17	DK 1611 63	Bracket Rear Brake Switch	1	
18	JG 4018 08	Foam Battery Bracket 35 x 15 x 3	3	
19	DS 2010 25	Assembly DC Flasher (SS)	1	
19A	DT 4020 06	Light Control Module	1	AHO Model
20	AB 2010 17	Cap (Battery)	1	
21	DJ 1610 06	Pad I Battery Bracket	1	
22	DJ 1610 07	Rubber Pad II Bracket	2	
23	DK 2010 49	Clamp Harness (Strip Clamp)	1	
24	DH 1011 99	Stopper Plate (Wiring Harness)	1	

Leg Guards, Saree Guard & Grab Handle



No.	Part No.	Description	Qty.	Remarks
1	DJ 2210 20	Leg Gaurd LH	1	
2	KA DA08 14	Bolt Flanged	4	
3	DK 1611 76	Sari Guard Assembly	1	
4	36 DK00 23	Kit Hardware Saree Guard	1	Refer Kit Details
5	DK 1612 17	Grab handle LH Black	1	
6	DK 1612 18	Grab handle RH Black	1	
7	39 2310 04	Bolt Flange	4	
8	DJ 1610 79	Foam LH For grab	1	
9	DJ 1610 80	Foam RH For grab	1	
10	39 1608 04	Hex Socket Hd Bolt - M10	1	
11	DJ 2210 21	Leg Guard RH	1	
12	39 0296 15	Hexagon Nut - M10	1	
13	DD 2210 03	Plug	1	
14	36 DJ40 88	Kit saree guard + grab + fitting	1	Refer kit list

Tool Kit



No.	Part No.	Description	Qty.	Remarks
1	DJ 2210 19	Tool Kit	1	
*	DJ 2210 14	Screw Driver	1	Not service separately
*	DH 2210 03	Tool Bag	1	Not service separately
*	30 2210 09	Tool bar	1	Not service separately
*	DG 2210 10	Tool wrench	1	Not service separately
2	DK 2210 24	Band Tool Kit	2	

Painted Parts & Decals



No.	Part No.	Description	Qty.	Remarks
1	52 DK07 21	Fuel Tank BS IV EB BLK + 3D Decal	1	
	52 DK07 22	Fuel Tank BS IV Royal Blue + Decal + L	1	
	52 DK08 31	Fuel Tank BS4 Ebony Blk + New Decal	1	From April 17
	52 DK08 57	Fuel Tank Passion Red With Decal	1	From April 17
	52 DK08 32	Fuel Tank Royal Blue + New Decal	1	From April 17
	52 DK07 27	Fuel tank BS IV flame red + Decal + L	1	Flame Red
2	52 DJ09 51	Assly Cover Side LH Eb Blk	1	
	52 DJ09 56	Assly Cover Side LH Royal Blue	1	
	52 DH15 27	Side Cover LH Asly Dcl Kh. Eb. Bl	1	From April 17
	52 DH15 99	Side Cover LH Assy Passion Red	1	From April 17
	52 DH15 28	Side Cover LH Assembly Decal Royal Blue	1	From April 17
	52 DH13 68	Side cover LH assy with decal flame red	1	Flame Red
3	52 DJ09 52	Assly Cover Side RH Eb Blk	1	
	52 DJ09 57	Assly Cover Side RH Royal Blue	1	
	52 DH15 29	Side Cover RH Asly. Wh Dcl Khi Eb. Blk	1	From April 17
	52 DH16 00	Side Cover RH Assy Passion Red	1	From April 17
	52 DH15 30	Side Cover RH With Decal Royal Blue	1	From April 17
	52 DH13 69	Side cover RH assy with decal flame red	1	Flame Red
4	52 DK06 31	Fairing Ebony Black With Dcl	1	
	52 DK06 62	Fairing Royal Blue + Dcl	1	
	52 DK08 25	Fairing Ebony Black BS4 New Decal	1	From April 17
	52 DK08 56	Fairing With Decal Passion Red	1	From April 17
	52 DK08 27	Fairing Royal Blue New Decal	1	From April 17
	52 DK07 25	Fairing flame red + decal	1	Flame Red
5	52 DJ05 65	Front Fender Assly Ebony Black	1	
	56 DK05 7Q	Front Fender Royal Blue	1	
	56 DK05 4R	Painted Fender Front - Passion Red	1	From April 17
	52 DJ10 13	Front fender assembly flame red	1	Flame Red

Painted Parts & Decals



No.	Part No.	Description	Qty.	Remarks
6	52 DK06 32	Seat Cowl Ebony Black With Dcl	1	
	52 DK06 63	Seat Cowl Royal Blue + Dcl	1	
	52 DK08 21	Seat Cowl Ebony Black Bs4 New Decal	1	From April 17
	52 DK08 55	Seat Cowl Painted With Decal Passion Red	1	From April 17
	52 DK08 23	Seat Cowl Royal Blue New Decal	1	From April 17
	52 DK07 29	Seat cowl assembly flame red with decal	1	Flame Red
7	36 DK01 24	Kit Tank Dcl Royal Blue	1	
	36 DK01 21	Kit Tank Dcl Red	1	
	36 DK01 32	Kit Decal Tank Ebony Black	1	From April 17
	36 DK01 43	Kit Decal Tank Passion Red	1	From April 17
	36 DK01 35	Kit Decal Tank Royal Blue	1	From April 17
	36 DK01 30	Kit tank decal flame red	1	Flame Red
8	DJ 1614 16	Tank Decal 'Pulsar'	2	
9	DH 0101 20	Decal Wheel LH-Red	2	
	DH 0101 42	Decal Wheel LH-Blue	2	
	DH 0102 09	Decal Wheel LH-Silver	2	From April 17
	DH 0101 67	Decal Wheel LH-Red	4	Flame Red
10	DH 0101 21	Decal Wheel RH-Red	2	
	DH 0101 43	Decal Wheel RH-Blue	2	
	DH 0102 10	Decal Wheel RH-Silver	2	From April 17
	DH 0101 68	Decal Wheel RH-Red	4	Flame Red
11	36 DK01 22	Kit Fairing Decal Red	1	
	36 DK01 23	Kit Fairing Decal Royal Blue	1	
	36 DK01 31	Kit Decal Fairing Ebony Black	1	From April 17
	36 DK01 42	Kit Decal Fairing Passion Red	1	From April 17
	36 DK01 34	Kit Decal Fairing Royal Blue	1	From April 17
36 DK01 29	Kit fairing decal flame red	1	Flame Red	

Painted Parts & Decals



No.	Part No.	Description	Qty.	Remarks
12	36 DJ40 65	Kit LH Side Cover Decal Red	1	
	36 DK01 25	Kit LH Side Cover Decal Royal Blue	1	
	36 DK01 37	Kit Decal Side Cover LH Ebony Black	1	From April 17
	36 DH41 28	Kit Decal Side Cover LH Passion Red	1	From April 17
	36 DK01 39	Kit Decal Side Cover LH Royal Blue	1	From April 17
	36 DH41 09	Kit decal side cover LH flame red	1	Flame Red
13	36 DJ40 66	Kit RH Side Cover Decal Red	1	
	36 DK01 26	Kit RH Side Cover Decal Royal Blue	1	
	36 DK01 38	Kit Decal Side Cover RH Ebony Black	1	From April 17
	36 DH41 29	Kit Decal Side Cover RH Passion Red	1	From April 17
	36 DK01 40	Kit Decal Side Cover RH Royal Blue	1	From April 17
	36 DH41 10	Kit decal side cover RH flame red	1	Flame Red
14	36 DK01 20	Kit Seat Cowl Decal Red	1	
	36 DK01 27	Kit Seat Cowl Royal Blue	1	
	36 DK01 33	Kit Decal Seat Cowl Ebony Black	1	From April 17
	36 DK01 44	Kit Decal Seat Cowl Passion Red	1	From April 17
	36 DK01 36	Kit Decal Seat Cowl Royal Blue	1	From April 17
	36 DK01 28	Kit decal seat cowl flame red	1	Flame Red

Painted Parts & Decals - Cocktail Wine Red & Saffire Blue



No.	Part No.	Description	Qty.	Remarks
1	52DK0911	Fuel Tank Bs4 Cocktail Wine Red	1	Cocktail Wine Red
	52DK0910	Fuel Tank Bs4 Saffire Blue	1	Saffire Blue
2	52DH1660	Assly Cover Side LH / C.Wine Red	1	Cocktail Wine Red
	52DH1650	Assly Cover Side LH / Saffire Blue	1	Saffire Blue
3	52DH1661	Assly Cover Side RH / C.Wine Red	1	Cocktail Wine Red
	52DH1651	Assly Cover Side RH / Saffire Blue	1	Saffire Blue
4	52DK0908	Fairing Cocktail Wine Red	1	Cocktail Wine Red
	52DK0906	Fairing Saffire Blue	1	Saffire Blue
5	52DJ0522	Front Fendor Cocktail Wine Red	1	Cocktail Wine Red
	52DJ0520	Front Fender Saffire Blue	1	Saffire Blue
6	52DK0904	Seat Cowl Cocktail Wine Red	1	Cocktail Wine Red
	52DK0902	Seat Cowl Saffire Blue	1	Saffire Blue
7	36DK0149	Kit Tank Decal Wine Red	1	Cocktail Wine Red
	36DK0146	Kit Tank Decal S Blue	1	Saffire Blue
8	36DK0148	Kit Fairing Dcl Wine Red	1	Cocktail Wine Red
	36DK0145	Kit Fairing Dcl S Blue	1	Saffire Blue
9	36DH4137	Kit Side Cover LH Wine Red	1	Cocktail Wine Red
	36DH4133	Kit Side Cover LH S Blue	1	Saffire Blue
10	36DH4138	Kit Side Cover RH Wine Red	1	Cocktail Wine Red
	36DH4134	Kit Side Cover RH S Blue	1	Saffire Blue
11	36DK0150	Kit Seat Cowl Dcl W Red	1	Cocktail Wine Red
	36DK0147	Kit Seat Cowl Dcl S Blue	1	Saffire Blue

BAJAJ
pulsar *DTS-i* 220 UG, BS IV

Plate No.: 56

Brand ID : 001MC618


Painted Parts & Decals - (Dec. 2017)

New ebony black 'colour & decal scheme' with milky white colour wheels




No.	Part No.	Description	Qty.	Remarks
1	56 DK2X X3	Fuel tank ebony black with decal	1	Ebony black
2	52 DH17 15	SD Cover LH Assy with dcl matte pwtr grey	1	Ebony black
3	52 DH17 16	SD Cover RH Assy with dcl matte pwtr grey	1	Ebony black
4	52 DK09 54	Fairing with decal	1	Ebony black
5	52 DJ12 08	Front fender with decal	1	Ebony black
6	52 DK09 53	Seat cowl with decal	1	Ebony black
7	36 DK01 51	Kit fairing decal	1	Ebony black
8	36 DK01 52	Kit side cover decal LH	1	Ebony black
9	36 DK01 53	Kit side cover decal RH	1	Ebony black
10	36 DK01 54	Kit seat cowl decal	1	Ebony black
11	36 DK01 55	Kit fender decal	1	Ebony black
12	56 DJ6D 55	Assly front wheel comp	1	Milky white
13	56 DJ6E 55	Assly rear wheel comp	1	Milky white

Painted Parts & Decals - (Nov. 2018)



No.	Part No.	Description	Qty.	Remarks
1	52 DK11 72	Tank Ebony Black-Red	1	Ebony Black-Red
	52 DK11 72	Tank Ebony black - Blue	1	Ebony Black-Blue
	52 DK11 88	Tank Volcanic Red	1	Volcanic Red
2	52 DJ14 54	Side cover LH Ebony Black-Red	1	Ebony Black-Red
	52 DJ14 54	Side cover LH Ebony black - Blue	1	Ebony Black-Blue
	52 DJ14 54	Side cover LH Volcanic Red	1	Volcanic Red
3	52 DJ14 55	Side cover Rh Ebony Black-Red	1	Ebony Black-Red
	52 DJ14 55	Side cover Rh Ebony black - Blue	1	Ebony Black-Blue
	52 DJ14 55	Side cover Rh Volcanic Red	1	Volcanic Red
4	52 DK11 71	Fairing Ebony Black-Red	1	Ebony Black-Red
	52 DK11 98	Fairing Ebony black - Blue	1	Ebony Black-Blue
	52 DK11 70	Fairing Volcanic Red	1	Volcanic Red
5	52 DJ14 49	Fender Ebony Black-Red	1	Ebony Black-Red
	52 DJ15 02	Fender Ebony black - Blue	1	Ebony Black-Blue
	52 DJ14 42	Fender Volcanic Red	1	Volcanic Red
6	52 DK11 65	Seat cowl Ebony Black-Red	1	Ebony Black-Red
	52 DK12 02	Seat cowl Ebony black - Blue	1	Ebony Black-Blue
	52 DK11 64	Seat cowl Volcanic Red	1	Volcanic Red
7	52 DJ14 46	Belly Pan RH Ebony Black-Red	1	Ebony Black-Red
	52 DJ15 01	Belly Pan RH Ebony black - Blue	1	Ebony Black-Blue
	52 DJ14 39	Belly Pan RH Volcanic Red	1	Volcanic Red
8	52 DJ14 47	Belly Pan LH Ebony Black-Red	1	Ebony Black-Red
	52 DJ15 00	Belly Pan LH Ebony black - Blue	1	Ebony Black-Blue
	52 DJ14 40	Belly Pan LH Volcanic Red	1	Volcanic Red

Painted Parts & Decals - (Nov. 2018)



No.	Part No.	Description	Qty.	Remarks
9	36 DK01 62	Fairing Decal Kit Ebony Black-Red	1	Ebony Black-Red
	36 DK01 77	Fairing Decal Kit Ebony black - Blue	1	Ebony Black-Blue
	36 DK01 66	Fairing Decal Kit Volcanic Red	1	Volcanic Red
10	36 DK01 63	Seat cowl Decal Kit Ebony Black-Red	1	Ebony Black-Red
	36 DK01 76	Seat cowl Decal Kit Ebony black - Blue	1	Ebony Black-Blue
	36 DK01 67	Seat cowl Decal Kit Volcanic Red	1	Volcanic Red
11	36 DK01 65	Belly Pan Decal Kit Ebony Black-Red	1	Ebony Black-Red
	36 DK01 79	Belly Pan Decal Kit Ebony black - Blue	1	Ebony Black-Blue
	36 DK01 69	Belly Pan Decal Kit Volcanic Red	1	Volcanic Red
12	36 DK01 64	Fender Decal Kit Ebony Black-Red	1	Ebony Black-Red
	36 DK01 78	Fender Decal Kit Ebony black - Blue	1	Ebony Black-Blue
	36 DK01 68	Fender Decal Kit Volcanic Red	1	Volcanic Red
13	DK 0102 44	Wheel Decals Ebony Black-Red	4	Ebony Black-Red
	DK 0102 72	Wheel Decals Ebony black - Blue	4	Ebony Black-Blue
	DK 0102 57	Wheel Decals Volcanic Red	4	Volcanic Red

Consumable Parts



No.	Part No.	Description	Supply Unit	Application
1	36 0010 61	Bajaj Genuine Oil 10W50	1.5 Ltr.	Dominar 400
	83 0204 11	Bajaj Genuine Oil 10W30	1 Ltr.	100cc Models
	83 0203 34	Bajaj Genuine Oil 20W50 (BGO to be ordered to HPCL)	1 Ltr.	125cc and above models
2	36 0010 58	Bajaj Coolant Koolex	1 Ltr.	Coolant Top-up/Replace
3	36 DH40 61	Brake Fluid DOT4	100 ml	Disc Brake Top-up/Replace
	83 0203 25	Brake Fluid DOT3	100 ml	Disc Brake Top-up/Replace
4	36 Dh41 52	Silicon grease	3 gm	Caliper Pin
5	83 0204 73	Grease Petamo GHY 441	3 gm	Water Pump Seals
	83 0203 68	Grease Molycoat	200 gm	For Starter Clutch Lubrication
6	36 0010 52	HP Lithon RR Grease	10 gm	Steering Race
7	83 0201 73	Multi Purpose Grease (Local Purchase)	--	Lubrication of Clutch Lever, Brake Lever, Brake Pedal & Side Stand
8	36 0010 55	Chain Lubricant HP Make	1 kg	Non - Sealed Chain Lubrication
9	36 0010 62	Liquid gasket L5910	50 ml	Crankcase Joining
10	36 3140 04	Fork oil	160 ml	Front Fork Top-up/Replace
11	36 DH40 29	Kit Spray Chain Lub	100 ml	Sealed Drive Chain
12	36 DH40 71	Wonderfill Chain Spray	100 ml	Sealed Drive Chain

Consumable Parts

<p>13</p> 	<p>14</p> 	<p>15</p> 
<p>16</p> 	<p>17</p> 	<p>18</p> 
<p>19</p> 	<p>20</p> 	<p>21</p> 
<p>22</p> 	<p>23</p> 	<p>24</p> 

No.	Part No.	Description	Supply Unit	Application
13	36 DH40 72	Rust Remover Spray Make - Zorric 88 & Wonder fill easiner	100 ml	For Removing Rust from Components
14	76 0109 36	Loctite Thread locker 243	50 ml	For Screws & Bolts
15	76 0109 37	Loctite retaining compound 638	50 ml	For Screws & Bolts
16	37 0043 52	Touch up paint slate grey	440 ml	Touch up of Frame, Swing Arm & Step Holder
17	37 0043 53	Touch up paint Matte Silk black	440 ml	Touch up of Grab Handle, Handle Bar & Handle Holder
18	36 0010 60	Kibatsu touch up paint	400 cc	Touch up of Cylinder head, Block & Alloy Wheels
19	37 2240 18	Paint Bottle Schwartz Black	--	P-200NS Frame Touch-up
20	75 6802 36 NA	Petroleum Jelly (Local Purchase) Distilled Water (Local Purchase)	-- 1 Ltr.	For Battery Terminals For Battery Level Top-up
21	NA	SAE 90 oil (Local Purchase)	-	
22	62 3050 84	WD40 Spray (Local Purchase)	400 ml	Electrical Contact Cleaning Spray
23	36 0010 56	Carburetor Cleaning Spray		For Cleaning Carburetor
24	37 2540 39	Corrosion Protection Spray Proto quick LTP902 (To be ordered on Vendor)	--	For Preventing vehicle parts from rusting

Kit List

Sr No	Kit Part No.	Kit Description	Consisting of Following Parts		
			Part No.	Description	Qty/Kit
1	36DS1001	Cyl. Head O Ring Kit	39239121	O Ring (Cover tappet)	2
			39128321	O ring	2
2	DK101327	Valve Kit	DK101052	Valve Intake	1
			DK101011	Valve Exhaust	1
3	DK101326	Valve Repair Kit	DK101247	Retainer valve spring	2
			DK101108	Spring valve inner	2
			DK101110	Spring valve outer	2
			DK101246	Seat valve spring	2
4	DK101330	Guide Chain Kit	DK101611	Guide chain (Tight)	1
			DK101059	Guide Chain (slack)	1
5	DK101328	Ring set piston	DK101049	Ring piston top	1
			DK101050	Ring piston second	1
			DK101051	Ring piston oil	1
6	36DK0007	Kit centrifugal oil filter	39220011	Washer	1
			DH101234	Gasket centrifugal oil filter	1
			DH101640	Oval screw	3
			DH101066	Join oil delivery	1
			DH101067	Spring oil delivery	1
39219908	Pin oil delivery joint	1			
7	36DK0012	Kit bush rear shock absorber	39071411	Plain washer	8
			39071215	Dome cap nut	2
			39073712	Spring washer	2
8	36DK0013	Kit hardware pillion	DJ161186	Plait side pillion step	2
			DH161061	Pin pillion set	2
			30141031	"O" ring	2
			39104011	Plain washer	2
			39078408	Split pin	2

Kit List

Sr No	Kit Part No.	Kit Description	Consisting of Following Parts		
			Part No.	Description	Qty/Kit
9	36DK0040	Chain sprocket kit	DV101048	Sprocket drive	1
			DK151010	Sprocket	1
			DK151060	Chain	1
10	36DK0021	Kit hardware mtg. bracket	DJ181029	Collar fearing mtg.	1
			DJ181036	Grommet fearing structure	1
			39021111	Plain washer	1
			39155304	Flange bolt	1
11	36DK0023	Kit hardware saree guard	DH161255	Bolt special	1
			39078912	Washer spring	1
			39008004	Bolt hexagaon	1
			59040013	Bolt hex socket	1
			39029615	Hexagaon nut	1
			DH161144	Cap saree guard	1
			DD221003	Plug	1
12	DK121069	Piston valve assly. Kit		Piston valve assly.	1
				Spring (CO)	1
				Diaphragm	1
				Holder	1
				Spring	1
				E Spring	1
				Ring	1
				Jet Needle	1
				Ring	1
	Washer	1			
13	DK121048	Pilot screw kit		O ring	1
				Adjuster	1
				Spring	1
				Washer	1
				O ring	1

Kit List



Sr No	Kit Part No.	Kit Description	Consisting of Following Parts		
			Part No.	Description	Qty/Kit
14	DK161241	Vacuum Adjuster kit		Spring	1
				Adjust Screw	1
				Packing	1
15	DK121070	Main Jet kit		Needle jet	1
				Main jet	1
				Jet holder	1
				O ring	1
				Pilot Jet	1
15	DK121071	Float chamber body kit		O ring	1
				Float body assly.	1
				Assly. Screw	4
				Drain Screw	1
				O ring	1
16	DK121072	Tap Cap assly. Kit		Diaphragm cover	1
				Screw	4
17	36DK0119	Cyl Head With Cover	DK101811	Cylinder Head	1
			DJ101367	Cover Cylinder Head	1
18	36DK0038	Kit Set Primary Driv & Driv	DH101628	GEAR PRIMARY DRIVE	1
			DK101561	HOUSING COMP CLUTCH	1
19	36PD0022	KIT ASSLY C'CASE RH-A101	JC101029	CRANKCASE RH (JC)	1
			59050002	STUD M10	2
			39258320	BEARING - BALL :- 6004 Hn3	1
			59200027	BEARING NRB HK 1516	1
			39260120	BEARING - BALL :- 61905	1
			39215220	BEARING	1
20	36PD0013	KIT ASSLY C'CASE LH	JC101045	CRANKCASE LH	1
			CB101220	PLUG - TAPER :- 6 X 7	1
			59050002	STUD M10	2
			59200006	BEARING - BALL	1

Kit List



Sr No	Kit Part No.	Kit Description	Consisting of Following Parts		
			Part No.	Description	Qty/Kit
			DH101203	PIPE - BREATHER	1
21	36PD0030	KIT FRICTION PLATE-A101	DK101566	CLUTCH FRICTION DISK	4
			PD551419	DISK C FRICTION CLUTCH	1
			DK101568	CLUTCH FRICTION DISK-B	1
22	36DK0076	KIT Starter Clutch Assembly	DK101595	BODY STARTER CLUTCH	1
			DK101596	SPRING STARTER CLUTCH	5
			39084914	WASHER - LOCK :- TOOTHED	3
23	36DV0008	KIT ST. CONE WITH GR	36DV0007	KIT STEERING CONE	1
			36001052	GREASE LETHON RR3-10GM	1
			30101236	BALL - STEEL	3
24	36DH4133	Kit Side Cover LH S Blue	DH010242	Decal Cvr Side Up LH S Blue	1
			DH010244	Decal Cvr Side Lr LH S Blue	1
25	36DH4134	Kit Side Cover RH S Blue	DH010245	Decal Cvr Side Lr RH S Blue	1
			DH010243	Decal Cvr Side Up RH S Blue	1
26	36DH4137	Kit Side Cover LH Wine Red	DH010261	Decal Cvr Side Up LH W Red	1
			DH010263	Decal Cvr Side Lr LH W Red	1
27	36DH4138	Kit Side Cover RH Wine Red	DH010264	Decal Cvr Side Lr RH W Red	1
			DH010262	Decal Cvr Side Up RH W Red	1
28	36DK0145	Kit Fairing Dcl S Blue	DK010180	Decal Fairing Upper LH S Blue	1
			DK010181	Decal Fairing Upper RH S Blue	1
			DK010182	Decal Fairing Middle LH S Blue	1
			DK010183	Decal Fairing Middle RH S Blue	1
			DK010190	Decal Fairing Lower LH S Blue	1
			DK010191	Decal Fairing Lower RH S Blue	1
29	36DK0146	Kit Tank Decal S Blue	DK010184	Decal Tank Upper LH Sfr Blue	1
			DK010185	Decal Tank Upper RH Sfr Blue	1
			DK010186	Decal Tank Middle LH Sfr Blue	1

Kit List



Sr No	Kit Part No.	Kit Description	Consisting of Following Parts		
			Part No.	Description	Qty/Kit
			DK010187	Decal Tank Middle RH Sfr Blue	1
			DK010188	Decal Tank Lower LH Sfr Blue	1
			DK010189	Decal Tank Lower RH Sfr Blue	1
30	36DK0147	Kit Seat Cowl Dcl S Blue	DK010192	Decal Cowl Seat Up LH S Blue	1
			DK010193	Decal Cowl Seat Up RH S Blue	1
			DH010248	Decal Cowl Seat Lr LH S Blue	1
			DH010249	Decal Cowl Seat Lr RH S Blue	1
31	36DK0148	Kit Fairing Dcl Wine Red	DK010194	Decal Fairing Up LH Wine Red	1
			DK010195	Decal Fairing Up RH Wine Red	1
			DK010196	Decal Fairing Mid LH Wine Red	1
			DK010197	Decal Fairing Mid RH Wine Red	1
			DK010204	Decal Fairing Lr LH Wine Red	1
			DK010205	Decal Fairing Lr RH Wine Red	1
32	36DK0149	Kit Tank Decal Wine Red	DK010198	Decal Tank Up LH Wine Red	1
			DK010199	Decal Tank Up RH Wine Red	1
			DK010200	Decal Tank Mid LH Wine Red	1
			DK010201	Decal Tank Mid RH Wine Red	1
			DK010202	Decal Tank Lr LH Wine Red	1
			DK010203	Decal Tank Lr RH Wine Red	1
33	36DK0150	Kit Seat Cowl Dcl W Red	DH010267	Decal Cowl Seat Lr LH W Red	1
			DH010268	Decal Cowl Seat Lr RH W Red	1
			DK010206	Decal Cowl Seat LH Wine Red	1
			DK010207	Decal Cowl Seat RH Wine Red	1
34	36DK0151	Kit fairing decal	DK010214	Dcl fairing up LH ebony black	1
			DK010215	Dcl fairing up RH ebony black	1
			DK010216	Dcl fairing lwr LH ebony black	1
			DK010217	Dcl fairing lwr RH ebony black	1
35	36DK0152	Kit side cover dcl LH	DH010308	Dcl cover side up LH eby black	1
			DH010310	Dcl cover side lwr LH eby black	1

Kit List



Sr No	Kit Part No.	Kit Description	Consisting of Following Parts		
			Part No.	Description	Qty/Kit
36	36DK0153	Kit side cover dcl RH	DH010311	Dcl cover side lwr RH eby black	1
			DH010309	Dcl cover side up RH eby black	1
37	36DK0154	Kit seat cowl decal	DH010314	Dcl cowl seat lwr LH eby black	1
			DH010315	Dcl cowl seat lwr RH eby black	1
			DK010218	Dcl cowl seat up LH eby black	1
			DK010219	Dcl cowl seat up RH eby black	1
38	36DK0155	Kit fender decal	DH010316	Decal fender LH ebony black	1
			DH010317	Decal fender RH ebony black	1
39	36DJ4088	Kit saree guard + grab + fitting			
40	36DK0162	Kit Fairing Decal Eb. Bl. Rd.	DK010235	Decal fairing RH ebony black	1
			DK010234	Decal fairing LH ebony black	1
41	36DK0163	Kit Seat cowl Dcl Eb. Bl. Rd.	DK010241	Decal cowl seat lower RH E blk	1
			DK010239	Decal cowl seat upper RH E blk	1
			DK010240	Decal cowl seat lower LH E blk	1
			DK010238	Decal cowl seat upper LH E blk	1
42	36DK0165	Kit Belly Pan Dcl Eb. Bl. Rd.	DK010246	Decal belly pan RH ebony blk	1
			DK010245	Decal belly pan LH ebony blk	1
43	36DK0164	Kit Fender Decal Eb. Bl. Rd.	DK010243	Decal fender RH ebony blk	1
			DK010242	Decal fender LH ebony blk	1
44	36DK0177	Kit Fairing Decal Eb. Bl. Blu.	DK010263	Decal fairing RH e black blue	1
			DK010262	Decal fairing LH e black blue	1
45	36DK0176	Kit Seat cowl Dcl Eb. Bl. Blu.	DK010267	Decal cowl seat lwr RH E bl-bl	1
			DK010265	Decal cowl seat upr RH E bl-bl	1
			DK010266	Decal cowl seat lwr LH E bl-bl	1
			DK010264	Decal cowl seat upr LH E bl-bl	1

Kit List



Sr No	Kit Part No.	Kit Description	Consisting of Following Parts		
			Part No.	Description	Qty/Kit
46	36DK0179	Kit Belly Pan Dcl Eb. Bl. Blu.	DK010271	Decal belly pan RH E black-blu	1
			DK010270	Decal belly pan LH E black-blu	1
47	36DK0178	Kit Fender Decal Eb. Bl. Blu.	DK010269	Decal fender RH ebony blk-blu	1
			DK010268	Decal fender LH ebony blk-blu	1
48	36DK0166	Kit Fairing Decal Vol. Red	DK010248	Decal fairing RH matte v red	1
			DK010247	Decal fairing LH matte v red	1
49	36DK0167	Kit Seat cowl Decal Vol. Red	DK010254	Decal cowl seat lwr RH m v red	1
			DK010252	Decal cowl seat upr RH m v red	1
			DK010253	Decal cowl seat lwr LH m v red	1
			DK010251	Decal cowl seat upr LH m v red	1
50	36DK0169	Kit Belly Pan Decal Vol. Red	DK010259	Decal spoiler tank RH m v red	1
			DK010258	Decal spoiler tank LH m v red	1
51	36DK0168	Kit Fender Decal Vol. Red	DK010256	Decal fender RH matte v red	1
			DK010255	Decal fender LH matte v red	1

Kit List



Sr No	Kit Part No.	Kit Description	Consisting of Following Parts		
			Part No.	Description	Qty/Kit

Parts Index



Part Number	Figure No.	Page No.
22 1504 51	19	56
24 1213 65	7	38
30 1010 14	11	26
30 1410 31	12	56
30 1410 31	22	56
30 1510 82	12	70
30 1611 57	2	60
30 1910 17	10	78
30 2210 09	*	106
31 1011 06	17	26
31 1011 73	4	14
31 1210 06	9	12
31 1610 18	11	82
31 2010 79	6	102
33 1410 08	3	4
36 0010 52	4	122
36 0010 52	6	122
36 0010 55	8	122
36 0010 56	23	124
36 0010 58	2	122
36 0010 60	18	124
36 0010 61	1	122
36 0010 62	9	122
36 3140 04	10	122
36 DH40 29	11	122
36 DH40 48	1	66
36 DH40 61	3	122
36 DH40 71	12	122
36 DH40 72	13	124
36 DH40 96	13	100
36 DH41 09	12	112
36 DH41 10	13	112
36 DH41 28	12	112

Part Number	Figure No.	Page No.
36 DH41 29	13	112
36 DJ40 65	12	112
36 DJ40 66	13	112
36 DJ40 88	14	104
36 DK00 12	3	54
36 DK00 13	6	56
36 DK00 13	15	56
36 DK00 21	11	94
36 DK00 23	4	104
36 Dk00 38	13	14
36 Dk00 38	3	32
36 DK00 40	4	70
36 DK00 45	11	48
36 DK00 60	9	38
36 DK00 61	15	38
36 DK00 65	9	68
36 DK00 66	10	68
36 DK00 67	14	74
36 DK00 68	16	74
36 DK00 69	2	74
36 DK00 70	2A	74
36 DK00 71	4	74
36 DK00 76	1	48
36 DK01 19	1	2
36 DK01 19	1	6
36 DK01 20	14	112
36 DK01 21	7	110
36 DK01 22	11	110
36 DK01 23	11	110
36 DK01 24	7	110
36 DK01 25	12	112
36 DK01 26	13	112
36 DK01 27	14	112

Parts Index



Part Number	Figure No.	Page No.
36 DK01 28	14	112
36 DK01 29	11	110
36 DK01 30	7	110
36 DK01 31	11	110
36 DK01 32	7	110
36 DK01 33	14	112
36 DK01 34	11	110
36 DK01 35	7	110
36 DK01 36	14	112
36 DK01 37	12	112
36 DK01 38	13	112
36 DK01 39	12	112
36 DK01 40	13	112
36 DK01 42	11	110
36 DK01 43	7	110
36 DK01 44	14	112
36 DK01 51	7	116
36 DK01 52	8	116
36 DK01 53	9	116
36 DK01 54	10	116
36 DK01 55	11	116
36 DK01 60	2	42
36 DK01 61	20	80
36 DK01 62	9	120
36 DK01 63	10	120
36 DK01 64	12	120
36 DK01 65	11	120
36 DK01 66	9	120
36 DK01 67	10	120
36 DK01 68	12	120
36 DK01 69	11	120
36 DK01 76	10	120
36 DK01 77	9	120

Part Number	Figure No.	Page No.
36 DK01 78	12	120
36 DK01 79	11	120
36 DS10 01	10	6
36 DV00 08	5	50
36 JE00 22	5	38
36 PD00 13	1	26
36 PD00 22	2	24
36 PD00 30	6	32
36 PD00 56	10	100
36DH4133	9	114
36DH4134	10	114
36DH4137	9	114
36DH4138	10	114
36DK0145	8	114
36DK0146	7	114
36DK0147	11	114
36DK0148	8	114
36DK0149	7	114
36DK0150	11	114
37 0043 52	16	124
37 0043 53	17	124
37 2240 18	19	124
37 2540 39	24	124
39 0201 11	11	40
39 0211 11	14	94
39 0292 15	8	56
39 0296 15	12	104
39 0422 15	10	60
39 0711 11	7	58
39 0714 11	14	54
39 0740 11	5	84
39 0752 01	7	26
39 0784 08	21	56

Parts Index



Part Number	Figure No.	Page No.
39 0787 08	3	60
39 0794 15	9	70
39 0798 15	8	58
39 0840 01	7	90
39 0849 14	24	26
39 0849 14	12	48
39 0900 12	6	90
39 0963 15	18	56
39 0972 04	10	48
39 0999 06	10	28
39 0999 06	4	30
39 1041 19	3	28
39 1062 04	15	100
39 1069 01	7	56
39 1075 04	9	2
39 1180 11	23	78
39 1184 15	9	78
39 1225 15	4	96
39 1283 21	5	6
39 1507 11	3	102
39 1551 04	11	102
39 1553 04	12	78
39 1556 04	6	82
39 1608 04	10	104
39 1620 11	9	18
39 1660 05	2	6
39 1672 04	3	18
39 1672 04	5	36
39 1673 04	10	10
39 1674 04	11	18
39 1674 04	9	32
39 1674 04	2	34
39 1677 04	20	26

Part Number	Figure No.	Page No.
39 1680 04	6	58
39 1680 04	10	58
39 1680 04	21	78
39 1680 04	2	92
39 1680 04	6	96
39 1680 04	11	100
39 1686 06	8	18
39 1686 06	4	34
39 1714 04	9	56
39 1769 04	2	68
39 1778 02	2	88
39 1778 02	11	98
39 1780 01	4	42
39 1783 01	12	100
39 1902 04	8	86
39 1907 01	13	98
39 1907 01	5	100
39 1918 24	16	98
39 1931 20	6	14
39 1950 04	15	94
39 1955 04	13	46
39 1956 04	4	102
39 1957 04	2	98
39 1970 15	9	40
39 1970 15	3	88
39 1972 15	6	100
39 1990 20	22	28
39 2017 19	5	8
39 2038 04	17	70
39 2060 04	13	60
39 2132 17	5	12
39 2141 24	5	94
39 2152 20	5	18

Parts Index



Part Number	Figure No.	Page No.
39 2158 11	2	16
39 2159 11	9	16
39 2165 11	3	14
39 2166 11	11	16
39 2180 06	8	24
39 2180 06	11	24
39 2181 06	12	6
39 2181 06	2	12
39 2183 04	2	14
39 2188 19	4	26
39 2190 19	12	26
39 2194 21	6	34
39 2199 08	17	14
39 2200 11	17	32
39 2203 07	8	14
39 2310 04	10	52
39 2310 04	3	72
39 2310 04	7	104
39 2311 04	14	52
39 2312 04	4	52
39 2366 15	16	54
39 2391 21	3	2
39 2424 11	3	82
39 2427 04	19	78
39 2440 11	9	8
39 2443 11	17	28
39 2448 11	23	26
39 2451 11	3	100
39 2453 04	6	22
39 2481 04	5	72
39 2492 11	15	40
39 2557 17	7	18
39 2571 04	6	52

Part Number	Figure No.	Page No.
39 2583 20	6	24
39 2592 01	4	100
39 2601 20	9	24
39 2603 20	8	26
39 2606 07	7	20
39 2608 01	9	6
39 2617 20	11	32
39 2639 04	6	20
39 2647 15	6	2
39 2697 04	8	36
39 2758 21	7	84
52 DH01 69	1	34
52 DH01 77	10	18
52 DH13 68	2	108
52 DH13 69	3	108
52 DH15 27	2	108
52 DH15 28	2	108
52 DH15 29	3	108
52 DH15 30	3	108
52 DH15 99	2	108
52 DH16 00	3	108
52 DH17 15	2	116
52 DH17 16	3	116
52 DJ05 65	5	108
52 DJ09 51	2	108
52 DJ09 52	3	108
52 DJ09 56	2	108
52 DJ09 57	3	108
52 DJ10 13	5	108
52 DJ12 08	5	116
52 DJ14 39	7	118
52 DJ14 40	8	118
52 DJ14 42	5	118

Parts Index



Part Number	Figure No.	Page No.
52 DJ14 46	7	118
52 DJ14 47	8	118
52 DJ14 49	5	118
52 DJ14 54	2	118
52 DJ14 54	2	118
52 DJ14 54	2	118
52 DJ14 55	3	118
52 DJ14 55	3	118
52 DJ14 55	3	118
52 DJ15 00	8	118
52 DJ15 01	7	118
52 DJ15 02	5	118
52 DK06 31	4	108
52 DK06 32	6	110
52 DK06 62	4	108
52 DK06 63	6	110
52 DK06 88	1	28
52 DK06 91	1	30
52 DK07 21	1	108
52 DK07 22	1	108
52 DK07 25	4	108
52 DK07 27	1	108
52 DK07 29	6	110
52 DK08 21	6	110
52 DK08 23	6	110
52 DK08 25	4	108
52 DK08 27	4	108
52 DK08 31	1	108
52 DK08 32	1	108
52 DK08 55	6	110
52 DK08 56	4	108
52 DK08 57	1	108
52 DK09 53	6	116

Part Number	Figure No.	Page No.
52 DK09 54	4	116
52 DK11 64	6	118
52 DK11 65	6	118
52 DK11 70	4	118
52 DK11 71	4	118
52 DK11 72	1	118
52 DK11 72	1	118
52 DK11 88	1	118
52 DK11 98	4	118
52 DK12 02	6	118
52 DJ11 64	2	114
52 DJ11 66	3	114
52 DJ11 68	2	114
52 DJ11 70	3	114
52 DK09 02	6	114
52 DK09 04	6	114
52 DK09 06	4	114
52 DK09 08	4	114
52 DK09 10	1	114
52 DK09 11	1	114
56 DJ3X 1Y	1	56
56 DJ3Y 1Y	2	56
56 DJ4E 1Y	13	48
56 DJ6D 55	12	116
56 DJ6E 55	13	116
56 DK05 4R	5	108
56 DK05 7Q	5	108
56 DK2X X3	1	116
56 DK05 2V	5	114
56 DK05 5N	5	114
59 0200 01	9	98
59 0400 05	33	80
59 0400 17	13	52

Parts Index



Part Number	Figure No.	Page No.
59 0400 23	8	2
59 0400 40	3	58
59 0400 41	5	52
59 0400 43	8	52
59 0500 02	3	24
59 0500 02	2	26
59 2000 06	9	26
59 2000 07	21	26
59 2000 07	9	48
59 2000 07	17	48
59 2000 27	7	24
59 2000 28	13	18
59 2000 28	10	26
59 2000 29	14	18
59 2100 06	5	26
59 2100 19	5	90
62 3050 84	22	124
75 6802 36	20	124
76 0109 36	14	124
76 0109 37	15	124
83 0201 73	7	122
83 0203 25	3	122
83 0203 34	1	122
83 0203 68	5	122
83 0204 11	1	122
83 0204 73	5	122
AA 1014 37	24	16
AA 1014 37	4	24
AA 1018 83	19	28
AA 1210 45	7	6
AA 1410 48	16	42
AB 2010 17	20	102
AP 1010 43	8	30

Part Number	Figure No.	Page No.
AP 1210 64	5	42
BA 1220 03	10	84
CS 1011 28	1	10
DD 1010 62	11	10
DD 1110 12	9	46
DD 1210 07	10	12
DD 1412 27	4	84
DD 1610 71	12	40
DD 2210 03	13	104
DE 1510 37	6	68
DE 1510 43	7	68
DE 1510 46	4	68
DE 1510 46	10	74
DE 1510 47	5	68
DE 1510 47	11	74
DE 1510 48	3	68
DE 1910 10	5	66
DE 1910 10	8	72
DE 1910 27	8	68
DE 1910 28	14	66
DE 1910 29	13	66
DE 1910 30	10	66
DE 1910 33	6	66
DE 1910 36	15	66
DF 1611 02	9	60
DG 1010 29	4	8
DG 1013 39	3	76
DG 1014 18	7	28
DG 1014 18	12	30
DG 1014 98	11	2
DG 1210 02	15	42
DG 1510 05	9	64
DG 1510 07	10	64

Parts Index



Part Number	Figure No.	Page No.
DG 1510 08	11	64
DG 1510 08	21	70
DG 1611 21	8	94
DG 1611 24	13	40
DG 1710 18	5	54
DG 1710 19	7	54
DG 1710 22	13	54
DG 1710 34	10	54
DG 1710 38	2	54
DG 1810 03	28	80
DG 1810 04	29	80
DG 1810 05	30	80
DG 1810 08	4	78
DG 2210 10	*	106
DG161121	2	82
DH 0101 20	9	110
DH 0101 21	10	110
DH 0101 42	9	110
DH 0101 43	10	110
DH 0101 67	9	110
DH 0101 68	10	110
DH 0102 09	9	110
DH 0102 10	10	110
DH 1010 66	15	14
DH 1010 67	16	14
DH 1010 72	2	18
DH 1010 79	4	16
DH 1010 79	13	16
DH 1010 84	8	16
DH 1011 11	15	16
DH 1011 41	4	28
DH 1011 42	5	28
DH 1011 44	3	22

Part Number	Figure No.	Page No.
DH 1011 46	3	20
DH 1011 52	21	28
DH 1011 54	12	28
DH 1011 63	16	48
DH 1011 72	7	48
DH 1011 74	10	8
DH 1011 95	10	14
DH 1011 97	2	28
DH 1011 99	24	102
DH 1012 03	13	26
DH 1012 35	5	16
DH 1012 35	25	16
DH 1012 72	10	2
DH 1012 75	2	32
DH 1012 92	10	30
DH 1012 93	6	30
DH 1012 94	11	30
DH 1012 95	8	8
DH 1013 19	18	16
DH 1013 55	12	14
DH 1013 73	12	18
DH 1013 81	3	46
DH 1013 85	27	26
DH 1013 85	5	48
DH 1013 86	15	46
DH 1013 88	13	30
DH 1013 89	14	48
DH 1013 92	8	10
DH 1013 93	7	22
DH 1013 94	10	22
DH 1014 12	5	10
DH 1014 14	7	12
DH 1014 24	6	18

Parts Index



Part Number	Figure No.	Page No.
DH 1014 87	10	24
DH 1014 93	4	20
DH 1014 96	9	20
DH 1015 08	4	6
DH 1015 09	5	22
DH 1015 44	16	28
DH 1015 81	4	48
DH 1016 07	3	40
DH 1016 39	25	26
DH 1016 48	15	32
DH 1016 61	16	26
DH 1017 05	1	22
DH 1017 14	2	22
DH 1017 19	14	26
DH 1018 96	5	24
DH 1021 25	6	10
DH 1021 51	9	14
DH 1021 53	11	14
DH 1021 74	7	4
DH 1021 80	9	4
DH 1021 89	8	20
DH 1022 01	5	2
DH 1110 12	8	6
DH 1110 13	5	46
DH 1110 15	8	46
DH 1110 16	14	46
DH 1210 10	3	34
DH 1210 11	14	28
DH 1210 12	15	28
DH 1210 35	5	34
DH 1210 63	12	38
DH 1410 23	4	82
DH 1410 24	11	84

Part Number	Figure No.	Page No.
DH 1410 73	10	44
DH 1410 74	12	44
DH 1610 46	4	86
DH 1610 53	17	56
DH 1610 56	20	56
DH 1610 66	7	60
DH 1611 00	11	56
DH 1611 12	2	50
DH 1611 21	4	60
DH 1611 33	8	82
DH 1611 57	10	56
DH 1611 58	7	82
DH 1611 89	2	52
DH 1611 90	3	52
DH 1612 33	9	86
DH 1612 39	5	60
DH 1612 40	8	60
DH 1612 73	7	52
DH 1612 93	16	100
DH 1614 16	3	42
DH 1710 19	8	54
DH 1710 19	12	64
DH 1710 19	22	70
DH 1910 07	13	78
DH 1910 08	15	78
DH 1910 14	14	78
DH 1910 17	16	78
DH 2010 19	8	102
DH 2010 65	11	60
DH 2210 03	*	106
DJ 1010 63	23	16
DJ 1010 64	4	40
DJ 1011 34	4	18

Parts Index



Part Number	Figure No.	Page No.
DJ 1012 17	2	2
DJ 1017 10	8	4
DJ 1210 59	10	38
DJ 1210 82	8	42
DJ 1210 89	5	4
DJ 1410 08	12	82
DJ 1410 56	3	84
DJ 1410 70	14	44
DJ 1410 72	6	44
DJ 1410 73	3	44
DJ 1410 74	7	44
DJ 1410 77	16	44
DJ 1410 78	9	84
PD 1318 24	1	68
DJ 1610 06	21	102
DJ 1610 07	22	102
DJ 1610 69	1	58
DJ 1610 72	9	100
DJ 1610 79	8	104
DJ 1610 80	9	104
DJ 1611 22	5	56
DJ 1611 26	14	56
DJ 1611 27	16	56
DJ 1611 28	3	56
DJ 1611 29	4	56
DJ 1612 28	7	30
DJ 1612 29	23	40
DJ 1612 29	12	98
DJ 1612 47	10	102
DJ 1614 16	8	110
DJ 1710 44	11	54
DJ 1810 29	13	94
DJ 1810 29	26	98

Part Number	Figure No.	Page No.
DJ 1810 64	12	94
DJ 1810 64	25	98
DJ 1810 65	7	94
DJ 1810 65	13	102
DJ 1810 83	17	100
DJ 1910 28	7	66
DJ 1910 29	8	66
DJ 1910 30	9	66
DJ 1910 55	8	78
DJ 1910 57	3	66
DJ 2010 72	10	94
DJ 2010 72	7	100
DJ 2011 00	12	66
DJ 2012 06	2	96
DJ 2012 07	1	96
DJ 2012 40	9	102
DJ 2210 14	*	106
DJ 2210 19	1	106
DJ 2210 20	1	104
DJ 2210 21	11	104
DK 0102 44	13	120
DK 0102 57	13	120
DK 0102 72	13	120
DK 1010 03	3	6
DK 1010 59	12	10
DK 1010 63	1	12
DK 1010 64	7	10
DK 1010 65	1	14
DK 1010 67	14	14
DK 1010 72	13	32
DK 1010 92	3	12
DK 1010 94	3	26
DK 1010 97	6	26

Parts Index



Part Number	Figure No.	Page No.
DK 1011 02	6	16
DK 1011 03	3	16
DK 1011 05	12	16
DK 1011 26	14	32
DK 1011 35	10	20
DK 1011 44	10	16
DK 1011 59	1	20
DK 1011 60	2	20
DK 1011 76	6	48
DK 1011 77	11	22
DK 1011 80	12	22
DK 1011 83	4	22
DK 1011 84	2	76
DK 1011 85	5	76
DK 1011 86	4	76
DK 1011 87	6	76
DK 1012 25	2	36
DK 1012 37	10	36
DK 1012 45	20	16
DK 1012 48	7	14
DK 1012 51	6	28
DK 1012 52	11	28
DK 1012 53	9	22
DK 1012 77	18	36
DK 1012 78	20	36
DK 1012 79	16	36
DK 1013 05	7	40
DK 1013 14	10	40
DK 1013 26	6	8
DK 1013 27	7	8
DK 1013 28	4	12
DK 1013 30	3	10
DK 1013 40	3	36

Part Number	Figure No.	Page No.
DK 1013 52	21	16
DK 1013 66	9	36
DK 1013 80	18	26
DK 1014 16	1	18
DK 1014 71	1	16
DK 1014 80	13	28
DK 1015 03	11	6
DK 1015 65	7	32
DK 1015 69	5	32
DK 1015 70	18	32
DK 1015 71	19	32
DK 1015 73	12	32
DK 1015 74	10	32
DK 1015 77	26	26
DK 1015 92	8	12
DK 1015 96	15	48
DK 1016 05	2	48
DK 1016 10	14	40
DK 1016 14	2	10
DK 1016 25	6	12
DK 1016 30	6	36
DK 1016 31	7	36
DK 1016 32	7	16
DK 1016 34	1	36
DK 1016 35	13	36
DK 1016 36	16	32
DK 1016 98	8	40
DK 1017 17	16	16
DK 1017 18	14	16
DK 1017 19	19	16
DK 1017 20	17	16
DK 1017 25	8	22
DK 1017 32	5	20

Parts Index



Part Number	Figure No.	Page No.
DK 1017 38	18	28
DK 1017 48	1	8
DK 1017 51	2	8
DK 1017 55	3	8
DK 1017 62	5	30
DK 1018 15	1	24
DK 1018 38	1	4
DK 1018 51	5	40
DK 1018 53	2	40
DK 1110 28	4	46
DK 1110 40	6	42
DK 1110 79	1	46
DK 1110 81	10	46
DK 1110 81	16	102
DK 1210 05	19	42
DK 1210 11	20	42
DK 1210 15	7	42
DK 1210 22	9	42
DK 1210 39	10	42
DK 1210 41	3	38
DK 1210 44	6	38
DK 1210 47	13	38
DK 1210 48	14	38
DK 1210 56	4	38
DK 1210 63	11	38
DK 1210 69	2	38
DK 1210 70	8	38
DK 1210 86	1	42
DK 1210 91	6	4
DK 1210 92	1	38
DK 1410 15	12	84
DK 1410 17	5	82
DK 1410 57	19	44

Part Number	Figure No.	Page No.
DK 1510 09	2	70
DK 1510 12	6	70
DK 1510 15	11	70
DK 1510 22	14	70
DK 1510 26	5	62
DK 1510 28	6	64
DK 1510 31	1	74
DK 1510 33	1	72
DK 1510 34	2	72
DK 1510 39	2	62
DK 1510 40	4	62
DK 1510 41	9	74
DK 1510 42	5	74
DK 1510 45	10	72
DK 1510 50	3	62
DK 1510 50	1	70
DK 1510 54	1	68
DK 1510 57	2	66
DK 1510 62	11	66
DK 1510 63	6	72
DK 1510 69	4	66
DK 1510 69	7	72
DK 1510 76	6	74
DK 1510 77	7	74
DK 1510 78	3	74
DK 1510 81	19	70
DK 1510 82	20	70
DK 1510 83	8	74
DK 1510 84	9	72
DK 1510 85	12	74
DK 1510 86	4	72
DK 1510 88	13	74
DK 1510 90	15	74

Parts Index



Part Number	Figure No.	Page No.
DK 1510 95	2	64
DK 1510 96	7	64
DK 1510 97	16	70
DK 1610 69	2	94
DK 1610 70	6	98
DK 1610 71	7	98
DK 1610 72	8	98
DK 1610 73	9	88
DK 1610 73	10	98
DK 1610 76	14	98
DK 1610 77	15	98
DK 1610 81	4	36
DK 1610 81	6	88
DK 1610 81	3	98
DK 1610 82	4	98
DK 1610 85	9	58
DK 1610 96	1	52
DK 1610 98	2	58
DK 1611 22	1	60
DK 1611 25	24	98
DK 1611 26	5	98
DK 1611 51	3	94
DK 1611 51	20	98
DK 1611 52	23	98
DK 1611 53	2	100
DK 1611 61	9	52
DK 1611 63	17	102
DK 1611 64	5	96
DK 1611 71	9	82
DK 1611 72	10	82
DK 1611 76	3	104
DK 1611 86	14	36
DK 1611 87	15	36

Part Number	Figure No.	Page No.
DK 1611 88	11	36
DK 1611 89	12	36
DK 1612 09	27	98
DK 1612 10	21	98
DK 1612 17	5	104
DK 1612 18	6	104
DK 1612 50	1	92
DK 1613 17	1	98
DK 1613 23	5	88
DK 1613 24	4	88
DK 1613 38	5	58
DK 1614 09	1	50
DK 1614 22	10	86
DK 1614 23	11	52
DK 1614 24	12	52
DK 1614 43	16	40
DK 1614 44	17	40
DK 1614 47	18	40
DK 1710 03	9	54
DK 1710 06	6	54
DK 1710 11	4	54
DK 1710 14	1	54
DK 1810 06	7	80
DK 1810 07	8	80
DK 1810 08	9	80
DK 1810 09	10	80
DK 1810 10	11	80
DK 1810 11	12	80
DK 1810 12	13	80
DK 1810 13	14	80
DK 1810 15	16	80
DK 1810 17	18	80
DK 1810 18	19	80

Parts Index



Part Number	Figure No.	Page No.	Part Number	Figure No.	Page No.
DK 1810 20	21	80	DK 1910 12	1	76
DK 1810 21	22	80	DK 1910 13	7	76
DK 1810 22	23	80	DK 1910 14	7	102
DK 1810 23	24	80	DK 1910 23	7	78
DK 1810 24	25	80	DK 1910 39	1	88
DK 1810 25	26	80	DK 2010 03	1	100
DK 1810 28	27	80	DK 2010 15	20	78
DK 1810 31	22	78	DK 2010 28	22	26
DK 1810 34	28	78	DK 2010 28	15	102
DK 1810 36	25	78	DK 2010 37	1	102
DK 1810 40	32	80	DK 2010 38	2	102
DK 1810 43	18	78	DK 2010 43	9	94
DK 1810 46	26	78	DK 2010 49	23	102
DK 1810 47	27	78	DK 2010 65	6	84
DK 1810 50	6	50	DK 2010 78	12	102
DK 1810 51	7	50	DK 2010 83	11	78
DK 1810 52	6	66	DK 2010 98	3	64
DK 1810 56	4	80	DK 2010 98	3	90
DK 1810 57	5	80	DK 2011 17	6	94
DK 1810 60	3	78	DK 2011 19	1	94
DK 1810 62	2	78	DK 2011 39	11	46
DK 1810 63	1	78	DK 2011 53	5	102
DK 1810 63	31	80	DK 2011 59	5A	102
DK 1810 68	2	80	DK 2011 60	11A	46
DK 1810 69	3	80	DK 2110 07	3	86
DK 1810 70	6	80	DK 2110 08	5	86
DK 1810 71	17	80	DK 2110 09	2	86
DK 1810 72	1	80	DK 2110 12	1	86
DK 1810 73	15	80	DK 2110 14	6	86
DK 1810 74	22	98	DK 2210 01	19	98
DK 1810 75	3	50	DK 2210 14	29	78
DK 1810 79	24	78	DK 2210 14	17	98
DK 1810 99	1	84	DK 2210 15	30	78

Parts Index



Part Number	Figure No.	Page No.	Part Number	Figure No.	Page No.
DK 2210 15	18	98	GL 1710 36	5	44
DK 2210 24	2	106	JB 4022 02	17	36
DL 1810 10	4	94	JC 1010 34	9	10
DP 1810 40	25	40	JC 1011 12	3	48
DP 1810 41	24	40	JC 1011 15	8	48
DS 1010 71	20	28	JC 1110 07	16	46
DS 1010 84	7	2	JC 1110 22	6	46
DS 1011 54	5	14	JC 1110 23	7	46
DS 1011 66	4	2	JC 1110 28	2	46
DS 1012 15	8	28	JC 1200 23	6	6
DS 1012 34	15	26	JC 1510 13	1	62
DS 1013 53	9	28	JC 1510 13	1	64
DS 1013 53	3	30	JC 1510 16	8	70
DS 1013 53	17	46	JC 1510 17	13	64
DS 1211 16	12	42	JC 1610 17	6	60
DS 1211 17	14	42	JC 1910 04	2	90
DS 1211 26	13	42	JC 1910 19	1	90
DS 1510 73	10	70	JC 2010 27	14	102
DS 1510 74	3	70	JC 2010 39	12	60
DS 1510 74	5	70	JC 2010 46	4	90
DS 1611 25	4	58	JC 2010 50	4	64
DS 1612 24	11	42	JE 5412 12	9	30
DS 1810 26	14	100	JE 5810 39	11	4
DS 1910 52	17	78	JE 5814 16	13	6
DS 2010 25	19	102	JG 1312 19	15	70
DS 2110 04	7	86	JG 1710 29	4	44
DT 4014 03	5	78	JG 1710 86	15	44
DT 4014 04	6	78	JG 4018 08	18	102
DT 4014 07	6A	78	JH 1710 48	17	44
DT 4020 06	19A	102	JH 1716 02	11	44
DV 1010 42	2	30	JL 5810 65	4	4
DV 1010 48	22	16	JL 5810 66	2	4
GH 2010 12	3	96	JM 1710 04	12	54

